

Accent Drapery Co.

a division of Richert Inc

GSA Net Price List 2019

General Services Administration Federal Supply Service

Contract 47QSMA19D08Q7

Effective June 13, 2019 through June 12, 2024

Authorized Federal Supply Schedule Pricing is obtained by applying the discounts stated in the Terms & Conditions pages to the Commercial NET prices in this book.

On-line access to contract ordering information, terms and conditions are up-to-date pricing and the option to create an electronic delivery order, are available through *GSA Advantage!*, a menu driven database system. The Internet address of *GSA Advantage!* is <http://www.gsaadvantage.gov/>



DRAPERY

VALANCES

CUBICLE CURTAINS

BEDSPREADS

BLINDS, SHADES

DRAPERY HARDWARE

CORNICES

CUBICLE CURTAIN HARDWARE

COVERLETS, DUVETS, DUSTERS

PILLOWS & BOLSTERS

Accent Drapery Co.

a division of Richert Inc.

12124 Popes Head Road

Fairfax, Virginia 22030

Tel 703.631.2727 Fax 703.502.9399

Contract Administrator: Allyn Richert, President

Business Size: Small

website: www.AccentDrapery.com email: Info@AccentDrapery.com

For more information on ordering Contact General Manager: Connie Richert

Accent Drapery Company

Fabric Price Groups

54" WIDE DRAPERY AND BEDSPREAD GROUP CATEGORIES

A	< \$7.00	K	40.01-45.00
B	7.01-9.00	L	45.01-50.00
C	9.01-12.00	M	50.01-55.00
D	12.01-15.00	N	55.01-60.00
E	15.01-18.50	O	60.01-65.00
F	18.51-21.00	P	65.01-70.00
G	21.01-25.50	Q	70.01-75.00
H	25.51-30.00	R	75.01-80.00
I	30.01-35.00	S	80.01-85.00
J	35.01-40.00	T	>85.01 Call for pricing

72" WIDE CUBICLE CATEGORIES

A	< \$7.00	INTEGRAL MESH	
B	7.01-9.00	AA	< \$10.00
C	9.01-12.00	BB	10.01-15.00
D	12.01-14.00	CC	15.01-20.00
E	14.01-17.00	DD	20.01-25.00
F	17.01-20.00	EE	25.01-30.00
G	20.01-25.00	FF	30.01-35.00
H	25.01-30.00	GG	35.01-40.00
I	30.01-35.00	HH	40.01-45.00
J	35.01-40.00	II	45.01-50.00
K	40.01-45.00	JJ	50.01-55.00
L	45.01-50.00	KK	55.01-60.00
M	50.01-55.00	LL	60.01-65.00
N	55.01-60.00		
O	60.01-65.00		
P	65.01-70.00		
Q	70.01-75.00		
R	75.01-80.00		

BEDSPREAD CATEGORIES 126"WIDE FABRICS

AA	< \$10.00	NN	34.01 - 36.00
BB	10.01 - 12.00	OO	36.01 - 38.00
CC	12.01 - 14.00	PP	38.01 - 40.00
DD	14.01 - 16.00	QQ	40.01 - 42.00
EE	16.01 - 18.00	RR	42.01 - 44.00
FF	18.01 - 20.00	SS	44.01 - 46.00
GG	20.01 - 22.00	TT	46.01 - 48.00
HH	22.01 - 24.00	UU	48.01 - 50.00
II	24.01 - 26.00	VV	50.01 - 52.00
JJ	26.01 - 28.00	WW	52.01 - 54.00
KK	28.01 - 30.00	XX	54.01 - 56.00
LL	30.01 - 32.00	YY	56.01 - 58.00
MM	32.01 - 34.00	ZZ	58.01 - 60.00

Group D

FABRIC PRICE: \$12.01-15.00/YD

Widths per pair	1	2	3	4	5	6	7	8
Using 54" Fabric	0-27"W	28-54"W	55-81"W	82-108"W	109-135"W	136-162"W	163-189"W	190-216"W

D-UL-(Width)(Length)-PP-

UNLINED

Up to 42"L	\$ 82.46	\$ 164.92	\$ 259.94	\$ 329.83	\$ 424.85	\$ 494.75	\$ 589.77	\$ 659.66
43-55"L	\$ 97.60	\$ 195.20	\$ 305.37	\$ 390.41	\$ 500.57	\$ 585.61	\$ 695.77	\$ 780.81
56-69"L	\$ 113.91	\$ 227.82	\$ 354.29	\$ 455.64	\$ 582.11	\$ 683.46	\$ 809.94	\$ 911.28
70-82"L	\$ 129.05	\$ 258.11	\$ 399.73	\$ 516.22	\$ 657.83	\$ 774.32	\$ 915.94	\$ 1,032.43
83-96"L	\$ 145.36	\$ 290.73	\$ 448.65	\$ 581.45	\$ 739.38	\$ 872.18	\$ 1,030.10	\$ 1,162.90
97-108"L	\$ 159.34	\$ 318.68	\$ 490.59	\$ 637.37	\$ 809.27	\$ 956.05	\$ 1,127.95	\$ 1,274.73

Valance up to 16"	\$ 52.17	\$ 104.34	\$ 169.08	\$ 208.68	\$ 273.42	\$ 313.02	\$ 377.76	\$ 417.36
-------------------	----------	-----------	-----------	-----------	-----------	-----------	-----------	-----------

D-SL-(Width)(Length)-PP-

LINED

Up to 42"L	\$ 91.10	\$ 182.20	\$ 289.17	\$ 364.40	\$ 471.37	\$ 546.60	\$ 653.57	\$ 728.80
43-55"L	\$ 107.58	\$ 215.15	\$ 338.60	\$ 430.31	\$ 553.76	\$ 645.46	\$ 768.91	\$ 860.62
56-69"L	\$ 125.32	\$ 250.64	\$ 391.84	\$ 501.29	\$ 642.48	\$ 751.93	\$ 893.13	\$ 1,002.58
70-82"L	\$ 141.80	\$ 283.60	\$ 441.27	\$ 567.20	\$ 724.87	\$ 850.80	\$ 1,008.47	\$ 1,134.40
83-96"L	\$ 159.54	\$ 319.09	\$ 494.50	\$ 638.18	\$ 813.59	\$ 957.27	\$ 1,132.68	\$ 1,276.36
97-108"L	\$ 174.75	\$ 349.51	\$ 540.13	\$ 699.02	\$ 889.64	\$ 1,048.53	\$ 1,239.15	\$ 1,398.04

Valance up to 16"	\$ 58.14	\$ 116.29	\$ 190.30	\$ 232.58	\$ 306.59	\$ 348.87	\$ 422.88	\$ 465.15
-------------------	----------	-----------	-----------	-----------	-----------	-----------	-----------	-----------

D-B2-(Width)(Length)-PP-

2-PASS BLACKOUT LINED

Up to 42"L	\$ 93.51	\$ 187.01	\$ 296.39	\$ 374.03	\$ 483.40	\$ 561.04	\$ 670.42	\$ 748.05
43-55"L	\$ 110.59	\$ 221.17	\$ 347.63	\$ 442.34	\$ 568.80	\$ 663.51	\$ 789.97	\$ 884.69
56-69"L	\$ 128.98	\$ 257.96	\$ 402.81	\$ 515.92	\$ 660.76	\$ 773.87	\$ 918.72	\$ 1,031.83
70-82"L	\$ 146.06	\$ 292.12	\$ 454.04	\$ 584.23	\$ 746.16	\$ 876.35	\$ 1,038.28	\$ 1,168.47
83-96"L	\$ 164.45	\$ 328.90	\$ 509.22	\$ 657.81	\$ 838.13	\$ 986.71	\$ 1,167.03	\$ 1,315.61
97-108"L	\$ 180.22	\$ 360.43	\$ 556.52	\$ 720.87	\$ 916.95	\$ 1,081.30	\$ 1,277.39	\$ 1,441.73

Valance up to 16"	\$ 59.35	\$ 118.70	\$ 193.91	\$ 237.39	\$ 312.61	\$ 356.09	\$ 431.30	\$ 474.78
-------------------	----------	-----------	-----------	-----------	-----------	-----------	-----------	-----------

Pricing above is for pinch pleated drapery.

Note: To price draperies using 118" or 126" fabric use length for width on chart, widths remain the same.
(resulting in pattern being railroaded for fabrication purposes)

OPTIONS:

- RF- *Ripplefold Options see supplemental chart on pages 23 & 24*
- AF- *AccordiaFold Options see supplemental chart on pages 23 & 24*
(Substitute -RF or AF for -PP when specifying Ripplefold or Accordiafold Options)
- B3- *For 3-Pass Blackout Lining Option See Chart On page 25*
(Substitute -B3 for -B2 when specifying 3-Pass Blackout Lining)
- BD *For Baton Draw draperies add \$ 2.50 per Panel/ \$5.00 per Pair*
(Add - BD as last suffix if Baton Draw is specified)

Group E

FABRIC PRICE: \$15.01-18.50/YD

Widths per pair	1	2	3	4	5	6	7	8
Using 54" Fabric	0-27"W	28-54"W	55-81"W	82-108"W	109-135"W	136-162"W	163-189"W	190-216"W

D-UL-(Width)(Length)-PP-

UNLINED

Up to 42"L	\$ 113.46	\$ 197.32	\$ 308.54	\$ 394.63	\$ 505.86	\$ 591.95	\$ 703.17	\$ 789.27
43-55"L	\$ 117.31	\$ 234.62	\$ 364.50	\$ 469.25	\$ 599.13	\$ 703.87	\$ 833.75	\$ 938.50
56-69"L	\$ 137.40	\$ 274.80	\$ 424.77	\$ 549.60	\$ 699.57	\$ 824.41	\$ 974.37	\$ 1,099.21
70-82"L	\$ 156.06	\$ 312.11	\$ 480.73	\$ 624.22	\$ 792.84	\$ 936.33	\$ 1,104.95	\$ 1,248.44
83-96"L	\$ 176.14	\$ 352.29	\$ 541.00	\$ 704.58	\$ 893.28	\$ 1,056.86	\$ 1,245.57	\$ 1,409.15
97-108"L	\$ 193.36	\$ 386.73	\$ 592.65	\$ 773.45	\$ 979.38	\$ 1,160.18	\$ 1,366.10	\$ 1,546.90

Valance up to 16"	\$ 61.35	\$ 122.70	\$ 196.62	\$ 245.40	\$ 319.32	\$ 368.10	\$ 442.02	\$ 490.81
-------------------	----------	-----------	-----------	-----------	-----------	-----------	-----------	-----------

D-SL-(Width)(Length)-PP-

LINED

Up to 42"L	\$ 107.30	\$ 214.60	\$ 337.77	\$ 429.20	\$ 552.37	\$ 643.80	\$ 766.97	\$ 858.40
43-55"L	\$ 127.29	\$ 254.58	\$ 397.73	\$ 509.15	\$ 652.31	\$ 763.73	\$ 906.89	\$ 1,018.30
56-69"L	\$ 148.81	\$ 297.63	\$ 462.31	\$ 595.25	\$ 759.94	\$ 892.88	\$ 1,057.56	\$ 1,190.50
70-82"L	\$ 168.80	\$ 337.60	\$ 522.27	\$ 675.20	\$ 859.87	\$ 1,012.80	\$ 1,197.48	\$ 1,350.41
83-96"L	\$ 190.33	\$ 380.65	\$ 586.85	\$ 761.30	\$ 967.50	\$ 1,141.96	\$ 1,348.15	\$ 1,522.61
97-108"L	\$ 208.78	\$ 417.55	\$ 642.20	\$ 835.10	\$ 1,059.75	\$ 1,252.66	\$ 1,477.30	\$ 1,670.21

Valance up to 16"	\$ 67.32	\$ 134.65	\$ 217.84	\$ 269.30	\$ 352.49	\$ 403.95	\$ 487.14	\$ 538.60
-------------------	----------	-----------	-----------	-----------	-----------	-----------	-----------	-----------

D-B2-(Width)(Length)-PP-

2-PASS BLACKOUT LINED

Up to 42"L	\$ 109.71	\$ 219.41	\$ 344.99	\$ 438.83	\$ 564.41	\$ 658.24	\$ 783.82	\$ 877.66
43-55"L	\$ 130.30	\$ 260.59	\$ 406.76	\$ 521.19	\$ 667.35	\$ 781.78	\$ 927.95	\$ 1,042.37
56-69"L	\$ 152.47	\$ 304.94	\$ 473.28	\$ 609.88	\$ 778.22	\$ 914.82	\$ 1,083.16	\$ 1,219.76
70-82"L	\$ 173.06	\$ 346.12	\$ 535.05	\$ 692.24	\$ 881.17	\$ 1,038.36	\$ 1,227.28	\$ 1,384.47
83-96"L	\$ 195.23	\$ 390.47	\$ 601.57	\$ 780.93	\$ 992.03	\$ 1,171.40	\$ 1,382.50	\$ 1,561.86
97-108"L	\$ 214.24	\$ 428.48	\$ 658.58	\$ 856.95	\$ 1,087.06	\$ 1,285.43	\$ 1,515.54	\$ 1,713.91

Valance up to 16"	\$ 68.53	\$ 137.06	\$ 221.45	\$ 274.11	\$ 358.51	\$ 411.17	\$ 495.57	\$ 548.23
-------------------	----------	-----------	-----------	-----------	-----------	-----------	-----------	-----------

Pricing above is for pinch pleated drapery.

Note: To price draperies using 118" or 126" fabric use length for width on chart, widths remain the same.
(resulting in pattern being railroaded for fabrication purposes)

OPTIONS:

- RF- *Ripplefold Options see supplemental chart on pages 23 & 24*
- AF- *AccordiaFold Options see supplemental chart on pages 23 & 24*
(Substitute -RF or AF for -PP when specifying Ripplefold or Accordiafold Options)
- B3- *For 3-Pass Blackout Lining Option See Chart On page 25*
(Substitute -B3 for -B2 when specifying 3-Pass Blackout Lining)
- BD *For Baton Draw draperies add \$ 2.50 per Panel/ \$5.00 per Pair*
(Add - BD as last suffix if Baton Draw is specified)

Group F

FABRIC PRICE: \$18.51-21.00/YD

Widths per pair	1	2	3	4	5	6	7	8
Using 54" Fabric	0-27"W	28-54"W	55-81"W	82-108"W	109-135"W	136-162"W	163-189"W	190-216"W

D-UL-(Width)(Length)-PP-

UNLINED

Up to 42"L	\$ 110.23	\$ 220.46	\$ 343.25	\$ 440.92	\$ 563.72	\$ 661.38	\$ 784.18	\$ 881.84
43-55"L	\$ 131.39	\$ 262.78	\$ 406.74	\$ 525.57	\$ 669.52	\$ 788.35	\$ 932.30	\$ 1,051.13
56-69"L	\$ 154.18	\$ 308.36	\$ 475.10	\$ 616.72	\$ 783.47	\$ 925.08	\$ 1,091.83	\$ 1,233.44
70-82"L	\$ 175.34	\$ 350.68	\$ 538.59	\$ 701.37	\$ 889.27	\$ 1,052.05	\$ 1,239.95	\$ 1,402.73
83-96"L	\$ 198.13	\$ 396.26	\$ 606.95	\$ 792.52	\$ 1,003.22	\$ 1,188.78	\$ 1,399.48	\$ 1,585.04
97-108"L	\$ 217.66	\$ 435.33	\$ 665.55	\$ 870.65	\$ 1,100.88	\$ 1,305.98	\$ 1,536.21	\$ 1,741.31

Valance up to 16"	\$ 67.91	\$ 135.82	\$ 216.29	\$ 271.63	\$ 352.10	\$ 407.45	\$ 487.92	\$ 543.27
-------------------	----------	-----------	-----------	-----------	-----------	-----------	-----------	-----------

D-SL-(Width)(Length)-PP-

LINED

Up to 42"L	\$ 118.87	\$ 237.74	\$ 372.49	\$ 475.49	\$ 610.23	\$ 713.23	\$ 847.97	\$ 950.98
43-55"L	\$ 141.37	\$ 282.73	\$ 439.97	\$ 565.47	\$ 722.70	\$ 848.20	\$ 1,005.44	\$ 1,130.94
56-69"L	\$ 165.59	\$ 331.18	\$ 512.65	\$ 662.37	\$ 843.83	\$ 993.55	\$ 1,175.02	\$ 1,324.74
70-82"L	\$ 188.09	\$ 376.17	\$ 580.13	\$ 752.35	\$ 956.31	\$ 1,128.52	\$ 1,332.48	\$ 1,504.70
83-96"L	\$ 212.31	\$ 424.63	\$ 652.81	\$ 849.25	\$ 1,077.43	\$ 1,273.88	\$ 1,502.06	\$ 1,698.50
97-108"L	\$ 233.08	\$ 466.15	\$ 715.10	\$ 932.31	\$ 1,181.26	\$ 1,398.46	\$ 1,647.41	\$ 1,864.62

Valance up to 16"	\$ 73.88	\$ 147.76	\$ 237.52	\$ 295.53	\$ 385.28	\$ 443.29	\$ 533.04	\$ 591.06
-------------------	----------	-----------	-----------	-----------	-----------	-----------	-----------	-----------

D-B2-(Width)(Length)-PP-

2-PASS BLACKOUT LINED

Up to 42"L	\$ 121.28	\$ 242.56	\$ 379.71	\$ 485.12	\$ 622.26	\$ 727.67	\$ 864.82	\$ 970.23
43-55"L	\$ 144.38	\$ 288.75	\$ 449.00	\$ 577.50	\$ 737.75	\$ 866.25	\$ 1,026.50	\$ 1,155.01
56-69"L	\$ 169.25	\$ 338.50	\$ 523.62	\$ 677.00	\$ 862.12	\$ 1,015.49	\$ 1,200.61	\$ 1,353.99
70-82"L	\$ 192.35	\$ 384.69	\$ 592.91	\$ 769.38	\$ 977.60	\$ 1,154.07	\$ 1,362.29	\$ 1,538.77
83-96"L	\$ 217.22	\$ 434.44	\$ 667.53	\$ 868.88	\$ 1,101.97	\$ 1,303.31	\$ 1,536.40	\$ 1,737.75
97-108"L	\$ 238.54	\$ 477.08	\$ 731.49	\$ 954.16	\$ 1,208.57	\$ 1,431.23	\$ 1,685.64	\$ 1,908.31

Valance up to 16"	\$ 75.09	\$ 150.17	\$ 241.13	\$ 300.34	\$ 391.30	\$ 450.51	\$ 541.47	\$ 600.68
-------------------	----------	-----------	-----------	-----------	-----------	-----------	-----------	-----------

Pricing above is for pinch pleated drapery.

Note: To price draperies using 118" or 126" fabric use length for width on chart, widths remain the same.
(resulting in pattern being railroaded for fabrication purposes)

OPTIONS:

- RF- *Ripplefold Options see supplemental chart on pages 23 & 24*
- AF- *AccordiaFold Options see supplemental chart on pages 23 & 24*
(Substitute -RF or AF for -PP when specifying Ripplefold or Accordiafold Options)
- B3- *For 3-Pass Blackout Lining Option See Chart On page 25*
(Substitute -B3 for -B2 when specifying 3-Pass Blackout Lining)
- BD *For Baton Draw draperies add \$ 2.50 per Panel/ \$5.00 per Pair*
(Add - BD as last suffix if Baton Draw is specified)

Group G

FABRIC PRICE: \$21.01-25.50/YD

Widths per pair	1	2	3	4	5	6	7	8
Using 54" Fabric	0-27"W	28-54"W	55-81"W	82-108"W	109-135"W	136-162"W	163-189"W	190-216"W

D-UL-(Width)(Length)-PP-

UNLINED

Up to 42"L	\$ 131.06	\$ 262.12	\$ 405.74	\$ 524.24	\$ 667.86	\$ 786.36	\$ 929.98	\$ 1,048.48
43-55"L	\$ 156.73	\$ 313.47	\$ 482.77	\$ 626.94	\$ 796.23	\$ 940.40	\$ 1,109.70	\$ 1,253.87
56-69"L	\$ 184.38	\$ 368.77	\$ 565.71	\$ 737.53	\$ 934.48	\$ 1,106.30	\$ 1,303.24	\$ 1,475.06
70-82"L	\$ 210.06	\$ 420.11	\$ 642.74	\$ 840.23	\$ 1,062.85	\$ 1,260.34	\$ 1,482.96	\$ 1,680.46
83-96"L	\$ 237.71	\$ 475.41	\$ 725.68	\$ 950.82	\$ 1,201.09	\$ 1,426.24	\$ 1,676.51	\$ 1,901.65
97-108"L	\$ 261.41	\$ 522.81	\$ 796.78	\$ 1,045.62	\$ 1,319.59	\$ 1,568.43	\$ 1,842.40	\$ 2,091.24

Valance up to 16"	\$ 79.71	\$ 159.42	\$ 251.70	\$ 318.85	\$ 411.12	\$ 478.27	\$ 570.54	\$ 637.69
-------------------	----------	-----------	-----------	-----------	-----------	-----------	-----------	-----------

D-SL-(Width)(Length)-PP-

LINED

Up to 42"L	\$ 139.70	\$ 279.40	\$ 434.97	\$ 558.81	\$ 714.38	\$ 838.21	\$ 993.78	\$ 1,117.61
43-55"L	\$ 166.71	\$ 333.42	\$ 516.00	\$ 666.84	\$ 849.42	\$ 1,000.26	\$ 1,182.84	\$ 1,333.68
56-69"L	\$ 195.79	\$ 391.59	\$ 603.25	\$ 783.18	\$ 994.84	\$ 1,174.77	\$ 1,386.43	\$ 1,566.36
70-82"L	\$ 222.80	\$ 445.61	\$ 684.28	\$ 891.21	\$ 1,129.88	\$ 1,336.82	\$ 1,575.49	\$ 1,782.42
83-96"L	\$ 251.89	\$ 503.78	\$ 771.54	\$ 1,007.55	\$ 1,275.31	\$ 1,511.33	\$ 1,779.09	\$ 2,015.11
97-108"L	\$ 276.82	\$ 553.64	\$ 846.33	\$ 1,107.28	\$ 1,399.96	\$ 1,660.91	\$ 1,953.60	\$ 2,214.55

Valance up to 16"	\$ 85.69	\$ 171.37	\$ 272.93	\$ 342.74	\$ 444.30	\$ 514.11	\$ 615.67	\$ 685.48
-------------------	----------	-----------	-----------	-----------	-----------	-----------	-----------	-----------

D-B2-(Width)(Length)-PP-

2-PASS BLACKOUT LINED

Up to 42"L	\$ 142.11	\$ 284.22	\$ 442.20	\$ 568.43	\$ 726.41	\$ 852.65	\$ 1,010.63	\$ 1,136.87
43-55"L	\$ 169.72	\$ 339.44	\$ 525.02	\$ 678.87	\$ 864.46	\$ 1,018.31	\$ 1,203.90	\$ 1,357.74
56-69"L	\$ 199.45	\$ 398.90	\$ 614.22	\$ 797.81	\$ 1,013.13	\$ 1,196.71	\$ 1,412.03	\$ 1,595.61
70-82"L	\$ 227.06	\$ 454.12	\$ 697.05	\$ 908.25	\$ 1,151.18	\$ 1,362.37	\$ 1,605.30	\$ 1,816.49
83-96"L	\$ 256.79	\$ 513.59	\$ 786.25	\$ 1,027.18	\$ 1,299.84	\$ 1,540.77	\$ 1,813.43	\$ 2,054.36
97-108"L	\$ 282.28	\$ 564.56	\$ 862.71	\$ 1,129.12	\$ 1,427.27	\$ 1,693.68	\$ 1,991.84	\$ 2,258.25

Valance up to 16"	\$ 86.89	\$ 173.78	\$ 276.54	\$ 347.56	\$ 450.31	\$ 521.33	\$ 624.09	\$ 695.11
-------------------	----------	-----------	-----------	-----------	-----------	-----------	-----------	-----------

Pricing above is for pinch pleated drapery.

Note: To price draperies using 118" or 126" fabric use length for width on chart, widths remain the same. (resulting in pattern being railroaded for fabrication purposes)

OPTIONS:

- RF- *Ripplefold Options see supplemental chart on pages 23 & 24*
- AF- *AccordiaFold Options see supplemental chart on pages 23 & 24*
(Substitute -RF or AF for -PP when specifying Ripplefold or Accordiafold Options)
- B3- *For 3-Pass Blackout Lining Option See Chart On page 25*
(Substitute -B3 for -B2 when specifying 3-Pass Blackout Lining)
- BD *For Baton Draw draperies add \$ 2.50 per Panel/ \$5.00 per Pair*
(Add - BD as last suffix if Baton Draw is specified)

Group H

FABRIC PRICE: \$25.51-30.00

Widths per pair	1	2	3	4	5	6	7	8
Using 54" Fabric	0-27"W	28-54"W	55-81"W	82-108"W	109-135"W	136-162"W	163-189"W	190-216"W

D-UL-(Width)(Length)-PP-

UNLINED

Up to 42"L	\$ 151.89	\$ 303.78	\$ 468.23	\$ 607.56	\$ 772.01	\$ 911.33	\$ 1,075.79	\$ 1,215.11
43-55"L	\$ 182.08	\$ 364.15	\$ 558.79	\$ 728.31	\$ 922.95	\$ 1,092.46	\$ 1,287.10	\$ 1,456.61
56-69"L	\$ 214.59	\$ 429.17	\$ 656.32	\$ 858.34	\$ 1,085.49	\$ 1,287.51	\$ 1,514.66	\$ 1,716.68
70-82"L	\$ 244.77	\$ 489.55	\$ 746.88	\$ 979.09	\$ 1,236.43	\$ 1,468.64	\$ 1,725.97	\$ 1,958.18
83-96"L	\$ 277.28	\$ 554.56	\$ 844.41	\$ 1,109.13	\$ 1,398.97	\$ 1,663.69	\$ 1,953.54	\$ 2,218.26
97-108"L	\$ 305.15	\$ 610.29	\$ 928.00	\$ 1,220.59	\$ 1,538.30	\$ 1,830.88	\$ 2,148.59	\$ 2,441.18

Valance up to 16"	\$ 91.51	\$ 183.03	\$ 287.11	\$ 366.06	\$ 470.14	\$ 549.09	\$ 653.17	\$ 732.12
-------------------	----------	-----------	-----------	-----------	-----------	-----------	-----------	-----------

D-SL-(Width)(Length)-PP-

LINED

Up to 42"L	\$ 160.53	\$ 321.06	\$ 497.46	\$ 642.12	\$ 818.52	\$ 963.18	\$ 1,139.59	\$ 1,284.25
43-55"L	\$ 192.05	\$ 384.10	\$ 592.03	\$ 768.21	\$ 976.13	\$ 1,152.31	\$ 1,360.23	\$ 1,536.41
56-69"L	\$ 226.00	\$ 452.00	\$ 693.86	\$ 903.99	\$ 1,145.86	\$ 1,355.99	\$ 1,597.85	\$ 1,807.98
70-82"L	\$ 257.52	\$ 515.04	\$ 788.43	\$ 1,030.07	\$ 1,303.46	\$ 1,545.11	\$ 1,818.50	\$ 2,060.15
83-96"L	\$ 291.46	\$ 582.93	\$ 890.26	\$ 1,165.86	\$ 1,473.19	\$ 1,748.79	\$ 2,056.12	\$ 2,331.71
97-108"L	\$ 320.56	\$ 641.12	\$ 977.55	\$ 1,282.24	\$ 1,618.67	\$ 1,923.36	\$ 2,259.79	\$ 2,564.48

Valance up to 16"	\$ 97.49	\$ 194.98	\$ 308.34	\$ 389.95	\$ 503.31	\$ 584.93	\$ 698.29	\$ 779.91
-------------------	----------	-----------	-----------	-----------	-----------	-----------	-----------	-----------

D-B2-(Width)(Length)-PP-

2-PASS BLACKOUT LINED

Up to 42"L	\$ 162.94	\$ 325.88	\$ 504.68	\$ 651.75	\$ 830.56	\$ 977.63	\$ 1,156.43	\$ 1,303.50
43-55"L	\$ 195.06	\$ 390.12	\$ 601.05	\$ 780.24	\$ 991.17	\$ 1,170.36	\$ 1,381.29	\$ 1,560.48
56-69"L	\$ 229.65	\$ 459.31	\$ 704.83	\$ 918.62	\$ 1,164.14	\$ 1,377.93	\$ 1,623.45	\$ 1,837.23
70-82"L	\$ 261.78	\$ 523.55	\$ 801.20	\$ 1,047.11	\$ 1,324.75	\$ 1,570.66	\$ 1,848.31	\$ 2,094.22
83-96"L	\$ 296.37	\$ 592.74	\$ 904.98	\$ 1,185.48	\$ 1,497.72	\$ 1,778.22	\$ 2,090.46	\$ 2,370.97
97-108"L	\$ 326.02	\$ 652.04	\$ 993.94	\$ 1,304.09	\$ 1,645.98	\$ 1,956.13	\$ 2,298.03	\$ 2,608.18

Valance up to 16"	\$ 98.69	\$ 197.38	\$ 311.95	\$ 394.77	\$ 509.33	\$ 592.15	\$ 706.72	\$ 789.54
-------------------	----------	-----------	-----------	-----------	-----------	-----------	-----------	-----------

Pricing above is for pinch pleated drapery.

Note: To price draperies using 118" or 126" fabric use length for width on chart, widths remain the same. (resulting in pattern being railroaded for fabrication purposes)

OPTIONS:

- RF- *Ripplefold Options see supplemental chart on pages 23 & 24*
- AF- *AccordiaFold Options see supplemental chart on pages 23 & 24*
(Substitute -RF or AF for -PP when specifying Ripplefold or Accordiafold Options)
- B3- *For 3-Pass Blackout Lining Option See Chart On page 25*
(Substitute -B3 for -B2 when specifying 3-Pass Blackout Lining)
- BD *For Baton Draw draperies add \$ 2.50 per Panel/ \$5.00 per Pair*
(Add - BD as last suffix if Baton Draw is specified)

Group I

FABRIC PRICE: \$30.01-35.00/YD

Widths per pair	1	2	3	4	5	6	7	8
Using 54" Fabric	0-27"W	28-54"W	55-81"W	82-108"W	109-135"W	136-162"W	163-189"W	190-216"W

D-UL-(Width)(Length)-PP-

UNLINED

Up to 42"L	\$ 175.03	\$ 350.07	\$ 537.66	\$ 700.13	\$ 887.73	\$ 1,050.20	\$ 1,237.79	\$ 1,400.26
43-55"L	\$ 210.23	\$ 420.47	\$ 643.27	\$ 840.94	\$ 1,063.74	\$ 1,261.41	\$ 1,484.21	\$ 1,681.88
56-69"L	\$ 248.14	\$ 496.29	\$ 757.00	\$ 992.58	\$ 1,253.28	\$ 1,488.86	\$ 1,749.57	\$ 1,985.15
70-82"L	\$ 283.35	\$ 566.69	\$ 862.60	\$ 1,133.38	\$ 1,429.29	\$ 1,700.07	\$ 1,995.98	\$ 2,266.77
83-96"L	\$ 321.26	\$ 642.51	\$ 976.33	\$ 1,285.02	\$ 1,618.84	\$ 1,927.53	\$ 2,261.35	\$ 2,570.04
97-108"L	\$ 353.75	\$ 707.50	\$ 1,073.81	\$ 1,415.00	\$ 1,781.31	\$ 2,122.49	\$ 2,488.81	\$ 2,829.99
Valance up to 16"	\$ 104.63	\$ 209.26	\$ 326.45	\$ 418.52	\$ 535.71	\$ 627.78	\$ 744.97	\$ 837.04

D-SL-(Width)(Length)-PP-

LINED

Up to 42"L	\$ 183.67	\$ 367.35	\$ 566.89	\$ 734.70	\$ 934.24	\$ 1,102.05	\$ 1,301.59	\$ 1,469.40
43-55"L	\$ 220.21	\$ 440.42	\$ 676.50	\$ 880.84	\$ 1,116.92	\$ 1,321.26	\$ 1,557.34	\$ 1,761.68
56-69"L	\$ 259.56	\$ 519.11	\$ 794.54	\$ 1,038.22	\$ 1,313.65	\$ 1,557.34	\$ 1,832.76	\$ 2,076.45
70-82"L	\$ 296.09	\$ 592.18	\$ 904.14	\$ 1,184.37	\$ 1,496.33	\$ 1,776.55	\$ 2,088.51	\$ 2,368.73
83-96"L	\$ 335.44	\$ 670.87	\$ 1,022.18	\$ 1,341.75	\$ 1,693.06	\$ 2,012.62	\$ 2,363.93	\$ 2,683.50
97-108"L	\$ 369.16	\$ 738.32	\$ 1,123.36	\$ 1,476.65	\$ 1,861.68	\$ 2,214.97	\$ 2,600.01	\$ 2,953.30
Valance up to 16"	\$ 110.60	\$ 221.21	\$ 347.68	\$ 442.41	\$ 568.89	\$ 663.62	\$ 790.09	\$ 884.83

D-B2-(Width)(Length)-PP-

2-PASS BLACKOUT LINED

Up to 42"L	\$ 186.08	\$ 372.16	\$ 574.11	\$ 744.33	\$ 946.28	\$ 1,116.49	\$ 1,318.44	\$ 1,488.65
43-55"L	\$ 223.22	\$ 446.44	\$ 685.53	\$ 892.87	\$ 1,131.96	\$ 1,339.31	\$ 1,578.40	\$ 1,785.75
56-69"L	\$ 263.21	\$ 526.43	\$ 805.51	\$ 1,052.85	\$ 1,331.93	\$ 1,579.28	\$ 1,858.36	\$ 2,105.70
70-82"L	\$ 300.35	\$ 600.70	\$ 916.92	\$ 1,201.40	\$ 1,517.62	\$ 1,802.10	\$ 2,118.32	\$ 2,402.80
83-96"L	\$ 340.34	\$ 680.69	\$ 1,036.90	\$ 1,361.38	\$ 1,717.59	\$ 2,042.06	\$ 2,398.28	\$ 2,722.75
97-108"L	\$ 374.62	\$ 749.25	\$ 1,139.74	\$ 1,498.50	\$ 1,888.99	\$ 2,247.75	\$ 2,638.24	\$ 2,996.99
Valance up to 16"	\$ 111.81	\$ 223.61	\$ 351.29	\$ 447.23	\$ 574.91	\$ 670.84	\$ 798.52	\$ 894.46

Pricing above is for pinch pleated drapery.

Note: To price draperies using 118" or 126" fabric use length for width on chart, widths remain the same.
(resulting in pattern being railroaded for fabrication purposes)

OPTIONS:

- RF- *Ripplefold Options see supplemental chart on pages 23 & 24*
- AF- *AccordiaFold Options see supplemental chart on pages 23 & 24*
(Substitute -RF or AF for -PP when specifying Ripplefold or Accordiafold Options)
- B3- *For 3-Pass Blackout Lining Option See Chart On page 25*
(Substitute -B3 for -B2 when specifying 3-Pass Blackout Lining)
- BD *For Baton Draw draperies add \$ 2.50 per Panel/ \$5.00 per Pair*
(Add - BD as last suffix if Baton Draw is specified)

Group J

FABRIC PRICE \$35.01-40.00/YD

Widths per pair	1	2	3	4	5	6	7	8
Using 54" Fabric	0-27"W	28-54"W	55-81"W	82-108"W	109-135"W	136-162"W	163-189"W	190-216"W

D-UL-(Width)(Length)-PP-

UNLINED

Up to 42"L	\$ 198.18	\$ 396.35	\$ 607.09	\$ 792.71	\$ 1,003.45	\$ 1,189.06	\$ 1,399.80	\$ 1,585.41
43-55"L	\$ 238.39	\$ 476.79	\$ 727.74	\$ 953.57	\$ 1,204.53	\$ 1,430.36	\$ 1,681.31	\$ 1,907.14
56-69"L	\$ 281.70	\$ 563.40	\$ 857.67	\$ 1,126.81	\$ 1,421.08	\$ 1,690.21	\$ 1,984.48	\$ 2,253.62
70-82"L	\$ 321.92	\$ 643.84	\$ 978.32	\$ 1,287.67	\$ 1,622.16	\$ 1,931.51	\$ 2,265.99	\$ 2,575.35
83-96"L	\$ 365.23	\$ 730.46	\$ 1,108.25	\$ 1,460.91	\$ 1,838.70	\$ 2,191.37	\$ 2,569.16	\$ 2,921.83
97-108"L	\$ 402.35	\$ 804.70	\$ 1,219.62	\$ 1,609.40	\$ 2,024.32	\$ 2,414.10	\$ 2,829.02	\$ 3,218.81

Valance up to 16"	\$ 117.74	\$ 235.49	\$ 365.80	\$ 470.98	\$ 601.29	\$ 706.47	\$ 836.77	\$ 941.96
-------------------	-----------	-----------	-----------	-----------	-----------	-----------	-----------	-----------

D-SL-(Width)(Length)-PP-

LINED

Up to 42"L	\$ 206.82	\$ 413.64	\$ 636.32	\$ 827.27	\$ 1,049.96	\$ 1,240.91	\$ 1,463.60	\$ 1,654.55
43-55"L	\$ 248.37	\$ 496.74	\$ 760.97	\$ 993.47	\$ 1,257.71	\$ 1,490.21	\$ 1,754.45	\$ 1,986.95
56-69"L	\$ 293.11	\$ 586.23	\$ 895.21	\$ 1,172.46	\$ 1,481.44	\$ 1,758.69	\$ 2,067.67	\$ 2,344.92
70-82"L	\$ 334.66	\$ 669.33	\$ 1,019.86	\$ 1,338.66	\$ 1,689.19	\$ 2,007.99	\$ 2,358.52	\$ 2,677.31
83-96"L	\$ 379.41	\$ 758.82	\$ 1,154.10	\$ 1,517.64	\$ 1,912.92	\$ 2,276.46	\$ 2,671.74	\$ 3,035.28
97-108"L	\$ 417.76	\$ 835.53	\$ 1,269.16	\$ 1,671.06	\$ 2,104.69	\$ 2,506.59	\$ 2,940.22	\$ 3,342.11

Valance up to 16"	\$ 123.72	\$ 247.44	\$ 387.02	\$ 494.87	\$ 634.46	\$ 742.31	\$ 881.90	\$ 989.75
-------------------	-----------	-----------	-----------	-----------	-----------	-----------	-----------	-----------

D-B2-(Width)(Length)-PP-

2-PASS BLACKOUT LINED

Up to 42"L	\$ 209.23	\$ 418.45	\$ 643.55	\$ 836.90	\$ 1,062.00	\$ 1,255.35	\$ 1,480.45	\$ 1,673.80
43-55"L	\$ 251.38	\$ 502.75	\$ 770.00	\$ 1,005.51	\$ 1,272.75	\$ 1,508.26	\$ 1,775.51	\$ 2,011.02
56-69"L	\$ 296.77	\$ 593.54	\$ 906.18	\$ 1,187.08	\$ 1,499.73	\$ 1,780.63	\$ 2,093.27	\$ 2,374.17
70-82"L	\$ 338.92	\$ 677.85	\$ 1,032.64	\$ 1,355.69	\$ 1,710.48	\$ 2,033.54	\$ 2,388.33	\$ 2,711.38
83-96"L	\$ 384.32	\$ 768.63	\$ 1,168.82	\$ 1,537.27	\$ 1,937.45	\$ 2,305.90	\$ 2,706.09	\$ 3,074.54
97-108"L	\$ 423.23	\$ 846.45	\$ 1,285.55	\$ 1,692.90	\$ 2,132.00	\$ 2,539.36	\$ 2,978.45	\$ 3,385.81

Valance up to 16"	\$ 124.92	\$ 249.84	\$ 390.64	\$ 499.69	\$ 640.48	\$ 749.53	\$ 890.32	\$ 999.37
-------------------	-----------	-----------	-----------	-----------	-----------	-----------	-----------	-----------

Pricing above is for pinch pleated drapery.

Note: To price draperies using 118" or 126" fabric use length for width on chart, widths remain the same.
(resulting in pattern being railroaded for fabrication purposes)

OPTIONS:

- RF- *Ripplefold Options see supplemental chart on pages 23 & 24*
- AF- *AccordiaFold Options see supplemental chart on pages 23 & 24*
(Substitute -RF or AF for -PP when specifying Ripplefold or Accordiafold Options)
- B3- *For 3-Pass Blackout Lining Option See Chart On page 25*
(Substitute -B3 for -B2 when specifying 3-Pass Blackout Lining)
- BD *For Baton Draw draperies add \$ 2.50 per Panel/ \$5.00 per Pair*
(Add -BD as last suffix if Baton Draw is specified)

RIPPLEFOLD UPCHARGE

# WIDTHS	1	2	3	4	5	6	7	8
ADD:	\$ 7.00	\$ 10.50	\$ 14.00	\$ 17.50	\$ 21.00	\$ 24.50	\$ 28.00	\$ 31.50

100% FULLNESS	FABRIC WIDTH HEMMED	WIDTHS OF FABRIC
11 - 16"	35 1/2"	1
16 - 20"	44"	1
20 - 24"	52 1/2"	1
24 - 28"	61"	1
28 - 32"	69 1/2"	2
32 - 37"	78"	2
37 - 41"	86 1/2"	2
41 - 45"	95"	2
45 - 50"	103 1/2"	2
50 - 54"	112"	3
54 - 58"	120 1/2"	3
58 - 62"	129"	3
62 - 66"	137 1/2"	3
66 - 71"	146"	4
71 - 75"	154 1/2"	4
75 - 79"	163"	4
79 - 84"	171 1/2"	4
84 - 88"	180"	4

100% FULLNESS	FABRIC WIDTH HEMMED	WIDTHS OF FABRIC
88 - 92"	188 1/2"	5
92 - 96"	197"	5
96 - 101"	205 1/5"	5
101 -105"	214"	5
105 - 109"	222 1/2"	6
109 - 113"	231"	6
113 - 118"	239 1/2"	6
118 - 122"	248"	6
122 - 126"	256 1/2"	7
126 - 130"	265"	7
130 - 136"	273 1/2"	7
136 - 139"	282"	7
139 - 143"	290 1/2"	8
143 - 147"	299"	8
147 - 152"	307 1/2"	8
152 - 156"	316"	8
156 - 160"	324 1/2"	8

Add 1" if fabricating for 94001 Architrac.

ROD SIZE PER PANEL

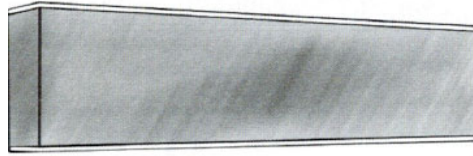
To determine the number of widths needed in the drapery(with standard returns):

1. Measure the rod face. If specifying a pair divide by 2, if specifying a panel refer to chart
2. Look up on the left side of chart until you come to rod size determined, add 6" for side hems (if figuring a pair multiply by 2) If rod is at highest number drop to next
3. Move to Fabric Hemmed Width column and divide width of fabric into the number and round up to nearest half width. (For pairs multiply by 2)
4. For stiff or springy fabrics or baton draw track, always increase by dropping down one space on chart.

FOR FULLNESS OPTIONS OR OTHER SPECIFICATIONS PLEASE CALL FOR A QUOTE

Cornice Boards

Up to 15" in Length



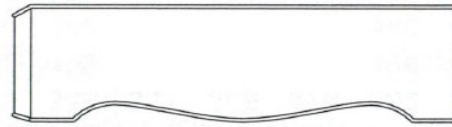
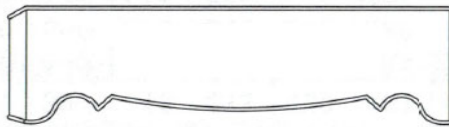


MODEL # TT-CB-(WxL)

Group	Overall Width To:								
	2'	3'	4'	5'	6'	7'	8'	9'	10'
Group A	\$ 76.62	\$ 97.61	\$ 118.61	\$ 154.39	\$ 175.38	\$ 196.38	\$ 217.37	\$ 238.37	\$ 259.36
Group B	\$ 86.34	\$ 107.33	\$ 128.33	\$ 168.28	\$ 189.27	\$ 210.26	\$ 231.26	\$ 252.25	\$ 273.25
Group C	\$ 100.92	\$ 121.91	\$ 142.91	\$ 189.11	\$ 210.10	\$ 231.09	\$ 252.09	\$ 273.08	\$ 294.08
Group D	\$ 115.50	\$ 136.49	\$ 157.49	\$ 209.94	\$ 230.93	\$ 251.92	\$ 272.92	\$ 293.91	\$ 314.91
Group E	\$ 132.51	\$ 153.51	\$ 174.50	\$ 234.24	\$ 255.23	\$ 276.22	\$ 297.22	\$ 318.21	\$ 339.21
Group F	\$ 144.66	\$ 165.66	\$ 186.65	\$ 251.59	\$ 272.59	\$ 293.58	\$ 314.58	\$ 335.57	\$ 356.56
Group G	\$ 166.53	\$ 187.53	\$ 208.52	\$ 282.84	\$ 303.83	\$ 324.83	\$ 345.82	\$ 366.81	\$ 387.81
Group H	\$ 188.40	\$ 209.40	\$ 230.39	\$ 314.08	\$ 335.08	\$ 356.07	\$ 377.06	\$ 398.06	\$ 419.05
Group I	\$ 211.69	\$ 232.24	\$ 254.69	\$ 348.80	\$ 369.79	\$ 390.79	\$ 411.78	\$ 432.77	\$ 453.77
Group J	\$ 235.99	\$ 256.54	\$ 278.99	\$ 383.51	\$ 404.51	\$ 425.50	\$ 446.50	\$ 467.49	\$ 488.48
Group K	\$ 261.31	\$ 282.30	\$ 303.29	\$ 418.23	\$ 439.22	\$ 460.22	\$ 481.21	\$ 502.20	\$ 523.20
Group L	\$ 285.61	\$ 306.60	\$ 327.60	\$ 452.94	\$ 473.94	\$ 494.93	\$ 515.93	\$ 536.92	\$ 557.91
Group M	\$ 309.91	\$ 330.90	\$ 351.90	\$ 487.66	\$ 508.65	\$ 529.65	\$ 550.64	\$ 571.64	\$ 592.63
Group N	\$ 334.21	\$ 355.20	\$ 376.20	\$ 522.38	\$ 543.37	\$ 564.36	\$ 585.36	\$ 606.35	\$ 627.35
Group O	\$ 358.51	\$ 379.50	\$ 400.50	\$ 557.09	\$ 578.09	\$ 599.08	\$ 620.07	\$ 641.07	\$ 662.06
Group P	\$ 382.73	\$ 403.68	\$ 424.80	\$ 591.81	\$ 612.80	\$ 633.80	\$ 654.79	\$ 675.78	\$ 696.78
Group Q	\$ 407.11	\$ 428.11	\$ 449.10	\$ 551.54	\$ 647.52	\$ 668.51	\$ 689.50	\$ 710.50	\$ 731.49
Group R	\$ 431.41	\$ 452.41	\$ 473.40	\$ 661.24	\$ 682.23	\$ 703.23	\$ 724.22	\$ 745.21	\$ 766.21
Group S	\$ 455.71	\$ 476.71	\$ 497.70	\$ 695.95	\$ 716.95	\$ 737.94	\$ 758.94	\$ 779.93	\$ 800.92

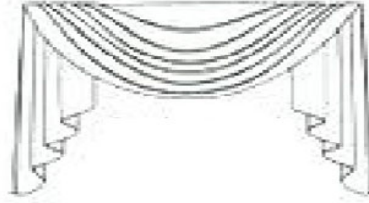
Upholstered polyester wrapped wood cornice with top dustboard, lined, 1/4 welt at top and bottom.

Option: -S For Shaped Cornices Please Add \$ 11.79 Per Linear Foot



Examples of Shaped Cornices - Other shapes are available.

Swags and Cascades



Model #TT-SW/CC-(WxL)

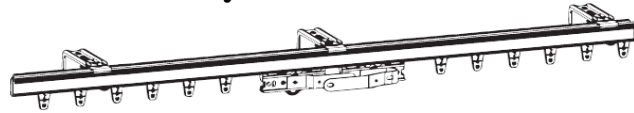
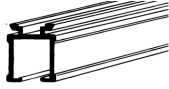
Fabric Group	Price per Swag	Cascades per Pair				Ea. Corner Cascade
		To 36" Long	37"-54" Long	55"-84" Long	85"-96" Long	
A	\$ 72.15	\$ 161.70	\$ 201.13	\$ 303.89	\$ 367.21	\$ 54.11
B	\$ 80.48	\$ 186.38	\$ 236.93	\$ 358.20	\$ 428.93	\$ 60.28
C	\$ 92.98	\$ 223.41	\$ 290.62	\$ 439.67	\$ 521.51	\$ 69.54
D	\$ 105.48	\$ 260.44	\$ 344.32	\$ 521.14	\$ 614.08	\$ 78.80
E	\$ 120.06	\$ 303.65	\$ 406.96	\$ 616.18	\$ 722.09	\$ 89.60
F	\$ 130.47	\$ 334.50	\$ 451.70	\$ 684.07	\$ 799.23	\$ 97.31
G	\$ 149.22	\$ 390.05	\$ 532.24	\$ 806.27	\$ 938.09	\$ 111.20
H	\$ 167.96	\$ 445.59	\$ 612.78	\$ 928.47	\$ 1,076.96	\$ 125.08
I	\$ 188.79	\$ 507.31	\$ 702.27	\$ 1,064.24	\$ 1,231.25	\$ 140.51
J	\$ 209.62	\$ 569.03	\$ 791.76	\$ 1,200.02	\$ 1,385.54	\$ 155.94
K	\$ 230.45	\$ 630.74	\$ 881.25	\$ 1,335.80	\$ 1,539.83	\$ 171.37
L	\$ 251.28	\$ 692.46	\$ 970.74	\$ 1,471.57	\$ 1,694.12	\$ 186.80
M	\$ 272.11	\$ 754.18	\$ 1,060.23	\$ 1,607.35	\$ 1,848.41	\$ 202.23
N	\$ 292.94	\$ 815.89	\$ 1,149.72	\$ 1,743.13	\$ 2,002.71	\$ 217.66
O	\$ 313.77	\$ 877.61	\$ 1,239.21	\$ 1,878.90	\$ 2,157.00	\$ 233.09
P	\$ 334.60	\$ 939.33	\$ 1,328.70	\$ 2,014.68	\$ 2,311.29	\$ 248.52
Q	\$ 355.43	\$ 1,001.04	\$ 1,418.19	\$ 2,150.46	\$ 2,465.58	\$ 263.95
R	\$ 376.26	\$ 1,062.76	\$ 1,507.68	\$ 2,286.23	\$ 2,619.87	\$ 279.38
S	\$ 397.09	\$ 1,124.48	\$ 1,597.17	\$ 2,422.01	\$ 2,774.16	\$ 294.80

Option: -BM For Board Mounting Please Add \$7.00 Per Foot

Swags Are Priced Lined With Standard Lining

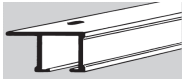
Corner Cascades are Priced Up to 20" and Self Lined

Drapery Hardware Kirsch Baton Draw Systems



94003 Assembled Kits				
Item#	Description: Track 94003		Price For 2' Set or Less	Price For Each Additional Foot
94373R	Center Opening	Ripplefold	\$ 88.50	\$ 12.00
94373R	One Way Stack Right	Ripplefold	\$ 88.50	\$ 12.00
94373R	One Way Stack Left	Ripplefold	\$ 88.50	\$ 12.00
94373S	Center Opening	Pinch Pleated	\$ 88.50	\$ 12.00
94373S	One Way Stack Right	Pinch Pleated	\$ 88.50	\$ 12.00
94373S	One Way Stack Left	Pinch Pleated	\$ 88.50	\$ 12.00

-025 White, -090Anodized, -064 Bronze, -059 Black
 Assembled set includes all necessary components: track, heavy duty wheeled (Ripplefold) or ball bearing (pinch pleats) carriers, and 36" white fiberglass baton. Can be curved or bent. Wall or ceiling mount available. Baton options available below.



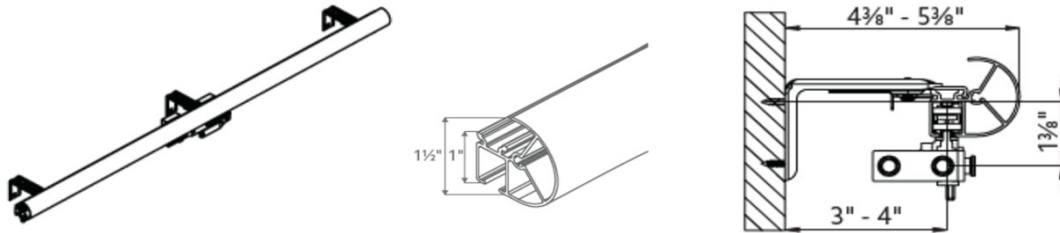
Set Includes assembled rod, brackets, carriers, and 36" white fiberglass baton

94004 Assembled Kits				
Item#	Description: Track 94004		Price For 2' Set or Less	Price For Each Additional Foot
94374R	Center Opening	Ripplefold	\$ 85.50	\$ 12.00
94374R	One Way Stack Right	Ripplefold	\$ 85.50	\$ 12.00
94374R	One Way Stack Left	Ripplefold	\$ 85.50	\$ 12.00
94374S	Center Opening	Pinch Pleated	\$ 85.50	\$ 12.00
94374S	One Way Stack Right	Pinch Pleated	\$ 85.50	\$ 12.00
94374S	One Way Stack Left	Pinch Pleated	\$ 85.50	\$ 12.00

-025 White, -090Anodized, -064 Bronze, -059 Black
 Assembled set includes all necessary components: Low profile baton draw rod (3/4"), heavy duty wheeled (Ripplefold) or ball bearing (pinch pleats) carriers. Cannot be curved or bent. Ceiling mount only (Track pre-drilled 16" on center for direct ceiling mount). Baton options available below.
 **Packing Fee: All straight tracks will have a flat fee of \$20/track

Item #	Description	Price	Pack
91231	1/4" Dia. Fiberglass Baton 30", White	\$ 5.00	Each
91232R	3/8" Dia. Fiberglass Baton 30" - White	\$ 3.97	Each
91233	3/8" Dia. Fiberglass Baton 36" - White	\$ 5.80	Each
91234	3/8" Dia. Fiberglass Baton 48" - White	\$ 6.30	Each
91235	3/8" Dia. Fiberglass Baton 60" - White	\$ 8.10	Each
91236	3/8" Dia. Fiberglass Baton 72" - White	\$ 9.30	Each
91249	1/2" Dia. Fluted PVC Baton 36"- Clear	\$ 8.40	Each
91332R	1/4" Steel Baton 30" - White	\$ 2.48	Each
91333R	1/4" Steel Baton 36" - White	\$ 4.73	Each
91334R	1/4" Steel Baton 48" - White	\$ 4.96	Each
94140	Ceiling Bracket for 94003 Track	\$ 1.20	Each
84132	3" Wall Bracket for 94003 Track	\$ 2.50	Each
94110	Splice for 94003 Track	\$ 9.30	Each

Drapery Hardware K-Rail Kirsch Baton Draw Systems



K-RAIL ASSEMBLED SETS				
Item#	Description: Track 94003		Price For 2' Set or Less	Price For Each Additional Foot
9436K	Center Opening	Ripplefold	\$ 150.00	\$ 18.75
9436K	Center Opening	Pinch Pleat	\$ 150.00	\$ 18.75
9436K	One Way Draw	Ripplefold	\$ 150.00	\$ 18.75
9436K	One Way Draw	Pinch Pleat	\$ 150.00	\$ 18.75

-025 White, -090 Anodized, -064 Bronze, -059 Black

- Assembled set includes all necessary components (except finials)
- Versatile baton draw track adds a decorative element and color coordination
- Compatible with every 1-3.8" finial (Sold separately)
- Color coordinated to match with any finish
- Heavy duty, wheeled Ripplefold or ball bearing pleated carriers
- Wall or ceiling mount available
- Baton options available

Item #	Description	Price	Pack
91231	1/4" Dia. Fiberglass Baton 30", White	\$ 5.00	Each
91232R	3/8" Dia. Fiberglass Baton 30" - White	\$ 3.97	Each
91233	3/8" Dia. Fiberglass Baton 36" - White	\$ 5.80	Each
91234	3/8" Dia. Fiberglass Baton 48" - White	\$ 6.30	Each
91235	3/8" Dia. Fiberglass Baton 60" - White	\$ 8.10	Each
91236	3/8" Dia. Fiberglass Baton 72" - White	\$ 9.30	Each
91249	1/2" Dia. Fluted PVC Baton 36"- Clear	\$ 8.40	Each
91332R	1/4" Steel Baton 30" - White	\$ 2.48	Each
91333R	1/4" Steel Baton 36" - White	\$ 4.73	Each
91334R	1/4" Steel Baton 48" - White	\$ 4.96	Each
Finial	1-3/8" Corsa - All Finishes	\$ 33.40	Pair
Finial	1-3/8" Rao - All Finishes	\$ 33.40	Pair
Finial	1-3/8" Round - All Finishes	\$ 33.40	Pair

More finials on page 36

****Packing Fee:** All straight tracks will have a flat fee of \$20/track

****Assembled sets do not include finials**

Basic Drapery Hardware

Item #	Description	Size	Clearance	Price
272	Sash Rod, Flat	16" - 28"	1/4"	\$ 5.10
273	Sash Rod, Flat	28" - 50"	1/4"	\$ 5.50
6410E	Sash Rod, Flat	8" - 12"	3/16"	\$ 10.10
6411	Sash Rod, Flat	12" - 18"	3/16"	\$ 10.10
6412	Sash Rod, Flat	18" - 28"	3/16"	\$ 12.50
6413	Sash Rod, Flat	28" - 48"	3/16"	\$ 7.60
6415	Sash Rod, Flat	48" - 86"	3/16"	\$ 11.60
3713	Valance Gold Seal Lockseam	32" - 50"	6-1/4 - 8-1/4	\$ 18.40
3715	Valance Gold Seal Lockseam	50" - 88"	6-1/4 - 8-1/4	\$ 24.70
3717	Valance Gold Seal Lockseam	88" - 152"	6-1/4 - 8-1/4	\$ 32.90
6112	Gold Seal Lockseam 1-1/4"	18" - 28"	1-1/4"	\$ 5.80
6113	Gold Seal Lockseam 1-1/4"	28" - 48"	1-1/4"	\$ 6.30
6115	Gold Seal Lockseam 1-1/4"	48" - 86"	1-1/4"	\$ 9.30
6116	Gold Seal Lockseam 1-1/4"	66" - 120"	1-1/4"	\$ 15.60
6122	Gold Seal Lockseam 2"	18" - 28"	2"	\$ 5.80
6123	Gold Seal Lockseam 2"	28" - 48"	2"	\$ 6.30
6125	Gold Seal Lockseam 2"	48" - 86"	2"	\$ 9.30
6126	Gold Seal Lockseam 2"	66" - 120"	2"	\$ 15.60
6133	Gold Seal Lockseam 3"	28" - 48"	3"	\$ 7.20
6135	Gold Seal Lockseam 3"	48" - 86"	3"	\$ 11.00
6136	Gold Seal Lockseam 3"	66" - 120"	3"	\$ 16.40
6143	Gold Seal Lockseam 4"	28" - 48"	4"	\$ 8.80
6145	Gold Seal Lockseam 4"	48" - 86"	4"	\$ 11.20
6146	Gold Seal Lockseam 4"	66" - 120"	4"	\$ 18.30
1940412	Tension Rod, Oval 5/8"	8" - 11"		\$ 11.70
1940413	Tension Rod, Oval 5/8"	11" - 16"		\$ 12.90
1940417	Tension Rod, Oval 7/16"	18" - 28"		\$ 6.50
1940418	Tension Rod, Oval 7/16"	28" - 48"		\$ 7.00
1940419	Café Rod 7/16", White	28" - 48"		\$ 8.20
1940420	Café Rod 7/16", White	48" - 86"		\$ 10.60
R722	2-1/2" Continental II Rod	18" - 24"	3-1/2" - 5"	\$ 18.10
R723	2-1/2" Continental II Rod	28" - 48"	3-1/2" - 5"	\$ 21.30
R725	2-1/2" Continental II Rod	48" - 86"	3-1/2" - 5"	\$ 30.40
R726	2-1/2" Continental II Rod	66" - 120"	3-1/2" - 5"	\$ 38.50
6727	2-1/2" Continental II Rod	86" - 150"	3-1/2" - 5"	\$ 44.80
6803	2-1/2 Continental II w/Plain Rod Combo	28" - 48"	2"	\$ 32.20
6805	2-1/2 Continental II w/Plain Rod Combo	48" - 86"	2"	\$ 46.00
6806	2-1/2 Continental II w/Plain Rod Combo	66" - 120"	2"	\$ 58.30
6783	2-1/2 Continental II Curved Rod	28" - 48"	3-1/2" - 5"	\$ 27.30
6762	2-1/2 Continental II Spring Shower Rod	18" - 24"		\$ 29.00
6763	2-1/2 Continental II Spring Shower Rod	24" - 36"		\$ 31.80
6764	2-1/2 Continental II Spring Shower Rod	36" - 60"		\$ 34.80
6765	2-1/2 Continental II Spring Shower Rod	58" - 65"		\$ 46.30





-025 White Finish

700312	3/8" Solid Alum, Rodding per foot	Brass		\$ 4.40
732063	Barrel Bracket, Pair	Brass	3/8"	\$ 6.90
752063	Socket Bracket, Pair	Brass	1"	\$ 6.90

Drapery Hardware

Kirsch Designer Metals - 1-3/8" Traverse Rods

Telescoping Assembled Sets

Item #	Description	Size	Cost
	1-3/8" Smooth Traverse Rod Set with Slides	38"- 66"	\$ 131.60
18286-28	Antique Silver		
18286-31	Brushed Bronze		
18286-29	Satin Nickel		
18286-35	Black		
18286-30	Gilded Bronze		
18286-36	Caramel		
	1-3/8" Fluted Traverse Rod Set with Slides	38"- 66"	\$ 131.60
1828897	Antique Silver		
1828900	Brushed Bronze		
1828898	Satin Nickel		
1828904	Black		
1828899	Gilded Bronze		
1828905	Caramel		
	1-3/8" Smooth Traverse Rod Set with Rings	38"- 66"	\$ 189.90
1828533	Antique Silver		
1828546	Brushed Bronze		
1828534	Satin Nickel		
1828550	Black		
1828535	Gilded Bronze		
1828551	Caramel		
	1-3/8" Fluted Traverse Rod Set with Rings	38"- 66"	\$ 189.90
1828724	Antique Silver		
1828737	Brushed Bronze		
1828725	Satin Nickel		
1828741	Black		
1828736	Gilded Bronze		
1828742	Caramel		
<i>Set includes 4 brackets, 2 finial plugs, tension device, 24 plain slides or traverse rings. Finials sold separately.</i>			
	1-3/8" Smooth Traverse Rod Set with Slides	66"- 120"	\$ 197.30
1828637	Antique Silver		
1828640	Brushed Bronze		
1828638	Satin Nickel		
1828644	Black		
1828639	Gilded Bronze		
1828645	Caramel		
	1-3/8" Fluted Traverse Rod Set with Slides	66"- 120"	\$ 197.30
1828906	Antique Silver		
1828909	Brushed Bronze		
1828907	Satin Nickel		
1828913	Black		
1828908	Gilded Bronze		
1828914	Caramel		

Set includes 6 brackets, 2 finial plugs, tension device, 42 plain slides or traverse rings. Finials sold separately.

***Packing Fee: All straight tracks will have a flat fee of \$20/track*

Drapery Hardware
Kirsch Designer Metals - 1-3/8" Traverse Rods
 Telescoping Assembled Sets









Item #	Description	Size	Cost
	1-3/8" Smooth Traverse Rod Set with Slides		
1828646	Antique Silver	120"- 180"	\$ 293.50
1828649	Brushed Bronze		
1828647	Satin Nickel		
1828653	Black		
1828648	Gilded Bronze		
1828655	Caramel		
	1-3/8" Fluted Traverse Rod Set with Slides	120"- 180"	\$ 293.50
1828915	Antique Silver		
1828928	Brushed Bronze		
1828926	Satin Nickel		
1828932	Black		
1828927	Gilded Bronze		
1828933	Caramel		
	1-3/8" Smooth Traverse Rod Set with Rings	120"- 180"	\$ 412.50
1828600	Antique Silver		
1828603	Brushed Bronze		
1828601	Satin Nickel		
1828617	Black		
1828602	Gilded Bronze		
1828618	Caramel		
	1-3/8" Fluted Traverse Rod Set with Rings	120"- 180"	\$ 412.50
1828888	Antique Silver		
1828891	Brushed Bronze		
1828889	Satin Nickel		
1828895	Black		
1828890	Gilded Bronze		
1828896	Caramel		

Set includes 8 brackets, 2 finial plugs, tension device, 62 plain slides or traverse rings. Finials sold separately

	Telescoping Pole, Smooth, 3 Std Brackets	36"- 66"	\$ 60.20
1831267	Antique Silver		
1831452	Brushed Bronze		
1831269	Satin Nickel		
1831456	Black		
1831451	Gilded Bronze		
1831457	Caramel		
1831977	Polished Nickel		
	Telescoping Pole, Smooth, 4 Std Brackets	66"- 120"	\$ 86.50
1831458	Antique Silver		
1831461	Brushed Bronze		
1831459	Satin Nickel		
1831465	Black		
1831460	Gilded Bronze		
1831466	Caramel		
1831978	Polished Nickel		

Drapery Hardware

Kirsch Designer Metals - 1-3/8" Components

Item #	Description	Size	Cost
	1-3/8" FINIALS - Sold in pairs		
	Corsa - Available in all rod finishes	2-1/2 x 2-1/2	\$ 33.40
	Rao - Available in all rod finishes	1-7/8 x 1-7/8	\$ 33.40
	Round Endcap - Available in all rod finishes	1-1/2 x 1-1/2	\$ 33.40
	Pandora - Available in all rod finishes	2-3/4 x 2-3/4	\$ 47.60
	Square Endcap - Available in all rod finishes	1-5/8 x 1-5/8	\$ 47.60
	Calla - Available in all rod finishes	2-7/8 x 2-7/8	\$ 59.60
	Strata - Available in all rod finishes	2-5/8 x 2-5/8	\$ 59.60
	Elmore - Available in all rod finishes	1-1/2 x 1-1/2	\$ 59.60
	1-3/8" RINGS		
18320	Ring with eyelet and removable clip, 7/box	2"	\$ 20.50
18320BP	Bypass C-Ring w/eyelet, removable clip, 7/box	2"	\$ 20.50
18315	Transitional Ring w/eyelet, removable clip, 7/box	2"	\$ 41.00
	1-3/8" BRACKETS		
183207	Decorative Bracket	3" Return	\$ 29.30
183209	Decorative Bypass Bracket	3" Return	\$ 29.30
183208	Decorative Ceiling Bracket	3"	\$ 29.30
183210	Decorative Ceiling Bypass Bracket	3"	\$ 29.30
183211	Decorative Double Bracket	7"	\$ 38.60
183212	Decorative Double Bypass Bracket	7-1/4"	\$ 38.60
183211	Decorative Ceiling Double Bracket	5-1/8"	\$ 38.60
183213	Decorative Ceiling Double Bypass Bracket	5-5/8"	\$ 38.60
183214	Decorative Bracket Extension	4"	\$ 10.60
185857	Standard Bracket	3-1/2" return	\$ 8.50
183204	Standard Center Bypass Bracket	4-1/4"	\$ 17.00
183203	Standard Double Bracket	6-1/2" - 7-1/2"	\$ 25.50
<i>Brackets and Rings available in all rod finishes.</i>			
	1-3/8" MISC COMPONENTS		
18315	36" Baton with Bypass C-Ring, all finishes	1-3/8" Pole	\$ 32.20
73304	Internal Rod Splice, Bright Zinc finish		\$ 3.60
18314	Swivel Socket, all finishes		\$ 32.20
73405058	Finial Plug, White		\$ 3.50
18289S	Traverse Ring, Smooth, all finishes		\$ 4.84
18289F	Traverse Ring, Fluted, all finishes		\$ 4.84
18289-SL	Traverse Plain Slide, all finishes		\$ 1.89

Cubicle Curtains

Group D

WITHOUT MESH

WIDTH LENGTH	60"	66"	72"	90"	108"	126"	144"	162"	198"	216"	234"	252"
60"	\$ 83.91	\$ 85.01	\$ 86.10	\$ 125.86	\$ 129.16	\$ 168.91	\$ 172.21	\$ 211.97	\$ 255.02	\$ 258.31	\$ 298.07	\$ 301.36
66"	\$ 90.75	\$ 91.84	\$ 92.94	\$ 136.12	\$ 139.41	\$ 182.59	\$ 185.88	\$ 229.06	\$ 275.53	\$ 278.82	\$ 322.00	\$ 325.29
72"	\$ 97.58	\$ 98.68	\$ 99.78	\$ 146.37	\$ 149.67	\$ 196.26	\$ 199.56	\$ 246.15	\$ 296.04	\$ 299.33	\$ 345.93	\$ 349.22
78"	\$ 104.42	\$ 105.52	\$ 106.62	\$ 153.34	\$ 159.92	\$ 209.94	\$ 213.23	\$ 263.25	\$ 316.55	\$ 319.85	\$ 369.86	\$ 373.15
84"	\$ 111.26	\$ 112.36	\$ 113.45	\$ 166.89	\$ 170.18	\$ 223.61	\$ 226.91	\$ 280.34	\$ 337.07	\$ 340.36	\$ 393.79	\$ 397.09
90"	\$ 118.09	\$ 119.19	\$ 120.29	\$ 177.14	\$ 180.44	\$ 237.29	\$ 240.58	\$ 297.43	\$ 357.58	\$ 360.87	\$ 417.72	\$ 421.02
96"	\$ 124.93	\$ 126.03	\$ 127.13	\$ 187.40	\$ 190.69	\$ 250.96	\$ 254.26	\$ 314.53	\$ 378.09	\$ 381.38	\$ 441.65	\$ 444.95
102"	\$ 131.77	\$ 132.87	\$ 133.96	\$ 197.65	\$ 200.95	\$ 264.64	\$ 267.93	\$ 331.62	\$ 398.60	\$ 401.89	\$ 465.58	\$ 468.88
108"	\$ 138.61	\$ 139.70	\$ 140.80	\$ 207.91	\$ 211.20	\$ 278.31	\$ 281.60	\$ 348.71	\$ 419.11	\$ 422.41	\$ 489.51	\$ 492.81

Group E

WITHOUT MESH

WIDTH LENGTH	60"	66"	72"	90"	108"	126"	144"	162"	198"	216"	234"	252"
60"	\$ 99.43	\$ 100.52	\$ 101.62	\$ 149.14	\$ 152.43	\$ 199.95	\$ 203.24	\$ 250.76	\$ 301.57	\$ 304.86	\$ 352.38	\$ 355.67
66"	\$ 107.72	\$ 108.82	\$ 109.91	\$ 161.58	\$ 164.87	\$ 216.53	\$ 219.83	\$ 271.49	\$ 326.45	\$ 329.74	\$ 381.40	\$ 384.70
72"	\$ 116.01	\$ 117.11	\$ 118.21	\$ 174.01	\$ 177.31	\$ 233.12	\$ 236.41	\$ 292.22	\$ 351.32	\$ 354.62	\$ 410.42	\$ 413.72
78"	\$ 124.30	\$ 125.40	\$ 126.50	\$ 183.16	\$ 189.75	\$ 249.70	\$ 252.99	\$ 312.95	\$ 376.20	\$ 379.49	\$ 439.45	\$ 442.74
84"	\$ 132.59	\$ 133.69	\$ 134.79	\$ 198.89	\$ 202.18	\$ 266.29	\$ 269.58	\$ 333.68	\$ 401.07	\$ 404.37	\$ 468.47	\$ 471.76
90"	\$ 140.89	\$ 141.98	\$ 143.08	\$ 211.33	\$ 214.62	\$ 282.87	\$ 286.16	\$ 354.41	\$ 425.95	\$ 429.24	\$ 497.49	\$ 500.78
96"	\$ 149.18	\$ 150.28	\$ 151.37	\$ 223.77	\$ 227.06	\$ 299.45	\$ 302.75	\$ 375.14	\$ 450.83	\$ 454.12	\$ 526.51	\$ 529.81
102"	\$ 157.47	\$ 158.57	\$ 159.67	\$ 236.21	\$ 239.50	\$ 316.04	\$ 319.33	\$ 395.87	\$ 475.70	\$ 479.00	\$ 555.54	\$ 558.83
108"	\$ 165.76	\$ 166.86	\$ 167.96	\$ 248.64	\$ 251.94	\$ 332.62	\$ 335.92	\$ 416.60	\$ 500.58	\$ 503.87	\$ 584.56	\$ 587.85

Group F

WITHOUT MESH

WIDTH LENGTH	60"	66"	72"	90"	108"	126"	144"	162"	198"	216"	234"	252"
60"	\$ 114.94	\$ 116.04	\$ 117.14	\$ 172.41	\$ 175.71	\$ 230.98	\$ 234.28	\$ 289.55	\$ 348.12	\$ 351.41	\$ 406.69	\$ 409.98
66"	\$ 124.69	\$ 125.79	\$ 126.89	\$ 187.03	\$ 190.33	\$ 250.48	\$ 253.77	\$ 313.92	\$ 377.36	\$ 380.66	\$ 440.80	\$ 444.10
72"	\$ 134.44	\$ 135.53	\$ 136.63	\$ 201.65	\$ 204.95	\$ 269.97	\$ 273.26	\$ 338.29	\$ 406.60	\$ 409.90	\$ 474.92	\$ 478.21
78"	\$ 144.18	\$ 145.28	\$ 146.38	\$ 212.98	\$ 219.57	\$ 289.46	\$ 292.76	\$ 362.65	\$ 435.84	\$ 439.14	\$ 509.03	\$ 512.33
84"	\$ 153.93	\$ 155.03	\$ 156.13	\$ 230.90	\$ 234.19	\$ 308.96	\$ 312.25	\$ 387.02	\$ 465.08	\$ 468.38	\$ 543.15	\$ 546.44
90"	\$ 163.68	\$ 164.77	\$ 165.87	\$ 245.52	\$ 248.81	\$ 328.45	\$ 331.74	\$ 411.39	\$ 494.32	\$ 497.62	\$ 577.26	\$ 580.55
96"	\$ 173.42	\$ 174.52	\$ 175.62	\$ 260.14	\$ 263.43	\$ 347.95	\$ 351.24	\$ 435.75	\$ 523.56	\$ 526.86	\$ 611.37	\$ 614.67
102"	\$ 183.17	\$ 184.27	\$ 185.37	\$ 274.76	\$ 278.05	\$ 367.44	\$ 370.73	\$ 460.12	\$ 552.81	\$ 556.10	\$ 645.49	\$ 648.78
108"	\$ 192.92	\$ 194.02	\$ 195.11	\$ 289.38	\$ 292.67	\$ 386.93	\$ 390.23	\$ 484.49	\$ 582.05	\$ 585.34	\$ 679.60	\$ 682.89

Cubicle Curtains

Group G

WITHOUT MESH

WIDTH LENGTH	60"	66"	72"	90"	108"	126"	144"	162"	198"	216"	234"	252"
60"	\$ 140.81	\$ 141.90	\$ 143.00	\$ 211.21	\$ 214.50	\$ 282.71	\$ 286.00	\$ 354.21	\$ 425.71	\$ 429.00	\$ 497.21	\$ 500.50
66"	\$ 152.98	\$ 154.07	\$ 155.17	\$ 229.46	\$ 232.76	\$ 307.05	\$ 310.34	\$ 384.64	\$ 462.22	\$ 465.52	\$ 539.81	\$ 543.10
72"	\$ 165.15	\$ 166.25	\$ 167.34	\$ 247.72	\$ 251.01	\$ 331.39	\$ 334.69	\$ 415.07	\$ 498.74	\$ 502.03	\$ 582.41	\$ 585.70
78"	\$ 177.32	\$ 178.42	\$ 179.51	\$ 262.69	\$ 269.27	\$ 355.74	\$ 359.03	\$ 445.49	\$ 535.25	\$ 538.54	\$ 625.01	\$ 628.30
84"	\$ 189.49	\$ 190.59	\$ 191.69	\$ 284.24	\$ 287.53	\$ 380.08	\$ 383.37	\$ 475.92	\$ 571.77	\$ 575.06	\$ 667.61	\$ 670.90
90"	\$ 201.66	\$ 202.76	\$ 203.86	\$ 302.49	\$ 305.79	\$ 404.42	\$ 407.71	\$ 506.35	\$ 608.28	\$ 611.57	\$ 710.21	\$ 713.50
96"	\$ 213.83	\$ 214.93	\$ 216.03	\$ 320.75	\$ 324.04	\$ 428.76	\$ 432.06	\$ 536.78	\$ 644.79	\$ 648.09	\$ 752.81	\$ 756.10
102"	\$ 226.00	\$ 227.10	\$ 228.20	\$ 339.01	\$ 342.30	\$ 453.11	\$ 456.40	\$ 567.21	\$ 681.31	\$ 684.60	\$ 795.41	\$ 798.70
108"	\$ 238.18	\$ 239.27	\$ 240.37	\$ 357.26	\$ 360.56	\$ 477.45	\$ 480.74	\$ 597.64	\$ 717.82	\$ 721.12	\$ 838.01	\$ 841.30

Group H

WITHOUT MESH

WIDTH LENGTH	60"	66"	72"	90"	108"	126"	144"	162"	198"	216"	234"	252"
60"	\$ 166.67	\$ 167.77	\$ 168.86	\$ 250.00	\$ 253.29	\$ 334.43	\$ 337.73	\$ 418.86	\$ 503.30	\$ 506.59	\$ 587.73	\$ 591.02
66"	\$ 181.26	\$ 182.36	\$ 183.46	\$ 271.89	\$ 275.19	\$ 363.62	\$ 366.92	\$ 455.35	\$ 547.08	\$ 550.38	\$ 638.81	\$ 642.11
72"	\$ 195.86	\$ 196.96	\$ 198.05	\$ 293.79	\$ 297.08	\$ 392.82	\$ 396.11	\$ 491.84	\$ 590.87	\$ 594.16	\$ 689.90	\$ 693.19
78"	\$ 210.46	\$ 211.55	\$ 212.65	\$ 312.39	\$ 318.98	\$ 422.01	\$ 425.30	\$ 528.33	\$ 634.66	\$ 637.95	\$ 740.98	\$ 744.28
84"	\$ 225.05	\$ 226.15	\$ 227.25	\$ 337.58	\$ 340.87	\$ 451.20	\$ 454.49	\$ 564.82	\$ 678.45	\$ 681.74	\$ 792.07	\$ 795.36
90"	\$ 239.65	\$ 240.74	\$ 241.84	\$ 359.47	\$ 362.76	\$ 480.39	\$ 483.69	\$ 601.31	\$ 722.23	\$ 725.53	\$ 843.16	\$ 846.45
96"	\$ 254.24	\$ 255.34	\$ 256.44	\$ 381.36	\$ 384.66	\$ 509.58	\$ 512.88	\$ 637.80	\$ 766.02	\$ 769.32	\$ 894.24	\$ 897.54
102"	\$ 268.84	\$ 269.94	\$ 271.03	\$ 403.26	\$ 406.55	\$ 538.78	\$ 542.07	\$ 674.29	\$ 809.81	\$ 813.10	\$ 945.33	\$ 948.62
108"	\$ 283.44	\$ 284.53	\$ 285.63	\$ 425.15	\$ 428.45	\$ 567.97	\$ 571.26	\$ 710.78	\$ 853.60	\$ 856.89	\$ 996.41	\$ 999.71

Group I

WITHOUT MESH

WIDTH LENGTH	60"	66"	72"	90"	108"	126"	144"	162"	198"	216"	234"	252"
60"	\$ 192.53	\$ 193.63	\$ 194.72	\$ 288.79	\$ 292.09	\$ 386.16	\$ 389.45	\$ 483.52	\$ 580.88	\$ 584.17	\$ 678.24	\$ 681.54
66"	\$ 209.55	\$ 210.65	\$ 211.75	\$ 314.33	\$ 317.62	\$ 420.20	\$ 423.49	\$ 526.07	\$ 631.94	\$ 635.24	\$ 737.82	\$ 741.11
72"	\$ 226.57	\$ 227.67	\$ 228.77	\$ 339.86	\$ 343.15	\$ 454.24	\$ 457.53	\$ 568.62	\$ 683.01	\$ 686.30	\$ 797.39	\$ 800.68
78"	\$ 243.59	\$ 244.69	\$ 245.79	\$ 362.09	\$ 368.68	\$ 488.28	\$ 491.57	\$ 611.17	\$ 734.07	\$ 737.36	\$ 856.96	\$ 860.25
84"	\$ 260.61	\$ 261.71	\$ 262.81	\$ 390.92	\$ 394.21	\$ 522.32	\$ 525.61	\$ 653.72	\$ 785.13	\$ 788.42	\$ 916.53	\$ 919.83
90"	\$ 277.63	\$ 278.73	\$ 279.83	\$ 416.45	\$ 419.74	\$ 556.36	\$ 559.66	\$ 696.28	\$ 836.19	\$ 839.48	\$ 976.10	\$ 979.40
96"	\$ 294.65	\$ 295.75	\$ 296.85	\$ 441.98	\$ 445.27	\$ 590.40	\$ 593.70	\$ 738.83	\$ 887.25	\$ 890.55	\$ 1,035.68	\$ 1,038.97
102"	\$ 311.67	\$ 312.77	\$ 313.87	\$ 467.51	\$ 470.80	\$ 624.44	\$ 627.74	\$ 781.38	\$ 938.31	\$ 941.61	\$ 1,095.25	\$ 1,098.54
108"	\$ 328.69	\$ 329.79	\$ 330.89	\$ 493.04	\$ 496.33	\$ 658.49	\$ 661.78	\$ 823.93	\$ 989.38	\$ 992.67	\$ 1,154.82	\$ 1,158.11

Cubicle Curtains

GROUP G WITH MESH

WIDTH	60"	66"	72"	90"	108"	126"	144"	162"	198"	216"	234"	252"
LENGTH												
60	\$ 147.32	\$ 149.04	\$ 150.76	\$ 220.84	\$ 226.00	\$ 296.08	\$ 301.24	\$ 371.32	\$ 446.56	\$ 451.72	\$ 521.80	\$ 526.97
66	\$ 159.49	\$ 161.21	\$ 162.93	\$ 239.09	\$ 244.26	\$ 320.42	\$ 325.58	\$ 401.75	\$ 483.07	\$ 488.24	\$ 564.40	\$ 569.57
72	\$ 171.66	\$ 173.38	\$ 175.10	\$ 257.35	\$ 262.51	\$ 344.76	\$ 349.93	\$ 432.18	\$ 519.59	\$ 524.75	\$ 607.00	\$ 612.17
78	\$ 183.83	\$ 185.55	\$ 187.27	\$ 275.61	\$ 280.77	\$ 369.11	\$ 374.27	\$ 462.60	\$ 556.10	\$ 561.27	\$ 649.60	\$ 654.77
84	\$ 196.00	\$ 197.72	\$ 199.44	\$ 293.86	\$ 299.03	\$ 393.45	\$ 398.61	\$ 493.03	\$ 592.62	\$ 597.78	\$ 692.20	\$ 697.37
90	\$ 208.17	\$ 209.89	\$ 211.61	\$ 312.12	\$ 317.28	\$ 417.79	\$ 422.96	\$ 523.46	\$ 629.13	\$ 634.30	\$ 734.80	\$ 739.97
96	\$ 220.34	\$ 222.07	\$ 223.79	\$ 330.38	\$ 335.54	\$ 442.13	\$ 447.30	\$ 553.89	\$ 665.65	\$ 670.81	\$ 777.40	\$ 782.57
102	\$ 232.52	\$ 234.24	\$ 235.96	\$ 348.64	\$ 353.80	\$ 466.48	\$ 471.64	\$ 584.32	\$ 702.16	\$ 707.32	\$ 820.00	\$ 825.17
108	\$ 244.69	\$ 246.41	\$ 248.13	\$ 366.89	\$ 372.06	\$ 490.82	\$ 495.98	\$ 614.75	\$ 738.67	\$ 743.84	\$ 862.60	\$ 867.77

GROUP H WITH MESH

WIDTH	60"	66"	72"	90"	108"	126"	144"	162"	198"	216"	234"	252"
LENGTH												
60	\$ 173.18	\$ 174.90	\$ 176.62	\$ 259.63	\$ 264.79	\$ 347.80	\$ 352.97	\$ 435.97	\$ 524.15	\$ 529.31	\$ 612.32	\$ 617.48
66	\$ 187.77	\$ 189.49	\$ 191.22	\$ 281.52	\$ 286.69	\$ 376.99	\$ 382.16	\$ 472.46	\$ 567.94	\$ 573.10	\$ 663.41	\$ 668.57
72	\$ 202.37	\$ 204.09	\$ 205.81	\$ 303.42	\$ 308.58	\$ 406.19	\$ 411.35	\$ 508.95	\$ 611.72	\$ 616.89	\$ 714.49	\$ 719.66
78	\$ 216.97	\$ 218.69	\$ 220.41	\$ 325.31	\$ 330.47	\$ 435.38	\$ 440.54	\$ 545.44	\$ 655.51	\$ 660.67	\$ 765.58	\$ 770.74
84	\$ 231.56	\$ 233.28	\$ 235.00	\$ 347.20	\$ 352.37	\$ 464.57	\$ 469.73	\$ 581.93	\$ 699.30	\$ 704.46	\$ 816.66	\$ 821.83
90	\$ 246.16	\$ 247.88	\$ 249.60	\$ 369.10	\$ 374.26	\$ 493.76	\$ 498.93	\$ 618.42	\$ 743.09	\$ 748.25	\$ 867.75	\$ 872.91
96	\$ 260.75	\$ 262.47	\$ 264.20	\$ 390.99	\$ 396.16	\$ 522.95	\$ 528.12	\$ 654.91	\$ 786.87	\$ 792.04	\$ 918.84	\$ 924.00
102	\$ 275.35	\$ 277.07	\$ 278.79	\$ 412.89	\$ 418.05	\$ 552.15	\$ 557.31	\$ 691.40	\$ 830.66	\$ 835.83	\$ 969.92	\$ 975.09
108	\$ 289.95	\$ 291.67	\$ 293.39	\$ 434.78	\$ 439.94	\$ 581.34	\$ 586.50	\$ 727.89	\$ 874.45	\$ 879.61	\$ 1,021.01	\$ 1,026.17

Cubicle Curtains

GROUP I WITH MESH

WIDTH	60"	66"	72"	90"	108"	126"	144"	162"	198"	216"	234"	252"
LENGTH												
60	\$ 199.04	\$ 200.76	\$ 202.48	\$ 298.42	\$ 303.59	\$ 399.53	\$ 404.69	\$ 500.63	\$ 601.73	\$ 606.90	\$ 702.84	\$ 708.00
66	\$ 216.06	\$ 217.78	\$ 219.50	\$ 323.95	\$ 329.12	\$ 433.57	\$ 438.73	\$ 543.18	\$ 652.80	\$ 657.96	\$ 762.41	\$ 767.57
72	\$ 233.08	\$ 234.80	\$ 236.52	\$ 349.48	\$ 354.65	\$ 467.61	\$ 472.77	\$ 585.73	\$ 703.86	\$ 709.02	\$ 821.98	\$ 827.15
78	\$ 250.10	\$ 251.82	\$ 253.54	\$ 375.01	\$ 380.18	\$ 501.65	\$ 506.81	\$ 628.28	\$ 754.92	\$ 760.08	\$ 881.55	\$ 886.72
84	\$ 267.12	\$ 268.84	\$ 270.56	\$ 400.55	\$ 405.71	\$ 535.69	\$ 540.85	\$ 670.84	\$ 805.98	\$ 811.14	\$ 941.13	\$ 946.29
90	\$ 284.14	\$ 285.86	\$ 287.59	\$ 426.08	\$ 431.24	\$ 569.73	\$ 574.90	\$ 713.39	\$ 857.04	\$ 862.21	\$1,000.70	\$1,005.86
96	\$ 301.16	\$ 302.88	\$ 304.61	\$ 451.61	\$ 456.77	\$ 603.77	\$ 608.94	\$ 755.94	\$ 908.10	\$ 913.27	\$1,060.27	\$1,065.43
102	\$ 318.18	\$ 319.91	\$ 321.63	\$ 477.14	\$ 482.30	\$ 637.81	\$ 642.98	\$ 798.49	\$ 959.17	\$ 964.33	\$1,119.84	\$1,125.01
108	\$ 335.20	\$ 336.93	\$ 338.65	\$ 502.67	\$ 507.83	\$ 671.86	\$ 677.02	\$ 841.04	\$ 1,010.23	\$ 1,015.39	\$ 1,179.41	\$ 1,184.58

GROUP J WITH MESH

WIDTH	60"	66"	72"	90"	108"	126"	144"	162"	198"	216"	234"	252"
LENGTH												
60	\$ 224.90	\$ 226.62	\$ 228.34	\$ 337.22	\$ 342.38	\$ 451.25	\$ 456.41	\$ 565.29	\$ 679.32	\$ 684.48	\$ 793.36	\$ 798.52
66	\$ 244.35	\$ 246.07	\$ 247.79	\$ 366.38	\$ 371.55	\$ 490.14	\$ 495.30	\$ 613.90	\$ 737.66	\$ 742.82	\$ 861.41	\$ 866.58
72	\$ 263.79	\$ 265.51	\$ 267.23	\$ 395.55	\$ 400.71	\$ 529.03	\$ 534.19	\$ 662.51	\$ 795.99	\$ 801.16	\$ 929.47	\$ 934.64
78	\$ 283.24	\$ 284.96	\$ 286.68	\$ 424.72	\$ 429.88	\$ 567.92	\$ 573.09	\$ 711.12	\$ 854.33	\$ 859.49	\$ 997.53	\$1,002.69
84	\$ 302.68	\$ 304.40	\$ 306.13	\$ 453.89	\$ 459.05	\$ 606.81	\$ 611.98	\$ 759.74	\$ 912.66	\$ 917.83	\$1,065.59	\$1,070.75
90	\$ 322.13	\$ 323.85	\$ 325.57	\$ 483.05	\$ 488.22	\$ 645.70	\$ 650.87	\$ 808.35	\$ 971.00	\$ 976.16	\$ 1,133.65	\$ 1,138.81
96	\$ 341.57	\$ 343.29	\$ 345.02	\$ 512.22	\$ 517.39	\$ 684.59	\$ 689.76	\$ 856.96	\$1,029.33	\$1,034.50	\$ 1,201.70	\$1,206.87
102	\$ 361.02	\$ 362.74	\$ 364.46	\$ 541.39	\$ 546.55	\$ 723.48	\$ 728.65	\$ 905.58	\$1,087.67	\$1,092.83	\$1,269.76	\$1,274.93
108	\$ 380.46	\$ 382.18	\$ 383.91	\$ 570.56	\$ 575.72	\$ 762.37	\$ 767.54	\$ 954.19	\$ 1,146.00	\$ 1,151.17	\$1,337.82	\$1,342.98

Cubicle Curtains

GROUP K WITH MESH

WIDTH	60"	66"	72"	90"	108"	126"	144"	162"	198"	216"	234"	252"
LENGTH												
60	\$ 250.76	\$ 252.49	\$ 254.21	\$ 376.01	\$ 381.17	\$ 502.98	\$ 508.14	\$ 629.94	\$ 756.91	\$ 762.07	\$ 883.87	\$ 889.04
66	\$ 272.63	\$ 274.36	\$ 276.08	\$ 408.81	\$ 413.98	\$ 546.71	\$ 551.88	\$ 684.62	\$ 822.52	\$ 827.68	\$ 960.42	\$ 965.58
72	\$ 294.50	\$ 296.22	\$ 297.95	\$ 441.62	\$ 446.78	\$ 590.45	\$ 595.62	\$ 739.29	\$ 888.13	\$ 893.29	\$1,036.96	\$1,042.13
78	\$ 316.37	\$ 318.09	\$ 319.82	\$ 474.42	\$ 479.59	\$ 634.19	\$ 639.36	\$ 793.96	\$ 953.73	\$ 958.90	\$ 1,113.51	\$ 1,118.67
84	\$ 338.24	\$ 339.96	\$ 341.69	\$ 507.23	\$ 512.39	\$ 677.93	\$ 683.10	\$ 848.64	\$1,019.34	\$1,024.51	\$1,190.05	\$1,195.21
90	\$ 360.11	\$ 361.83	\$ 363.56	\$ 540.03	\$ 545.20	\$ 721.67	\$ 726.84	\$ 903.31	\$1,084.95	\$1,090.12	\$1,266.59	\$1,271.76
96	\$ 381.98	\$ 383.70	\$ 385.43	\$ 572.84	\$ 578.00	\$ 765.41	\$ 770.58	\$ 957.99	\$1,150.56	\$1,155.73	\$1,343.14	\$1,348.30
102	\$ 403.85	\$ 405.57	\$ 407.29	\$ 605.64	\$ 610.81	\$ 809.15	\$ 814.32	\$1,012.66	\$1,216.17	\$1,221.34	\$1,419.68	\$1,424.85
108	\$ 425.72	\$ 427.44	\$ 429.16	\$ 638.45	\$ 643.61	\$ 852.89	\$ 858.05	\$1,067.34	\$1,281.78	\$1,286.94	\$1,496.23	\$1,501.39

GROUP L WITH MESH

WIDTH	60"	66"	72"	90"	108"	126"	144"	162"	198"	216"	234"	252"
LENGTH												
60	\$ 276.63	\$ 278.35	\$ 280.07	\$ 414.80	\$ 419.97	\$ 554.70	\$ 559.86	\$ 694.60	\$ 834.49	\$ 839.66	\$ 974.39	\$ 979.55
66	\$ 300.92	\$ 302.64	\$ 304.36	\$ 451.24	\$ 456.41	\$ 603.29	\$ 608.45	\$ 755.33	\$ 907.38	\$ 912.54	\$1,059.42	\$1,064.58
72	\$ 325.22	\$ 326.94	\$ 328.66	\$ 487.69	\$ 492.85	\$ 651.88	\$ 657.04	\$ 816.07	\$ 980.26	\$ 985.42	\$1,144.45	\$1,149.61
78	\$ 349.51	\$ 351.23	\$ 352.95	\$ 524.13	\$ 529.29	\$ 700.47	\$ 705.63	\$ 876.80	\$1,053.14	\$1,058.31	\$1,229.48	\$1,234.65
84	\$ 373.80	\$ 375.52	\$ 377.25	\$ 560.57	\$ 565.73	\$ 749.05	\$ 754.22	\$ 937.54	\$1,126.03	\$1,131.19	\$1,314.51	\$1,319.68
90	\$ 398.10	\$ 399.82	\$ 401.54	\$ 597.01	\$ 602.17	\$ 797.64	\$ 802.81	\$ 998.28	\$1,198.91	\$1,204.07	\$1,399.54	\$1,404.71
96	\$ 422.39	\$ 424.11	\$ 425.83	\$ 633.45	\$ 638.61	\$ 846.23	\$ 851.40	\$1,059.01	\$1,271.79	\$1,276.96	\$1,484.57	\$1,489.74
102	\$ 446.69	\$ 448.41	\$ 450.13	\$ 669.89	\$ 675.06	\$ 894.82	\$ 899.98	\$1,119.75	\$1,344.67	\$1,349.84	\$1,569.60	\$1,574.77
108	\$ 470.98	\$ 472.70	\$ 474.42	\$ 706.33	\$ 711.50	\$ 943.41	\$ 948.57	\$1,180.48	\$1,417.56	\$1,422.72	\$1,654.63	\$1,659.80

Cubicle Curtains

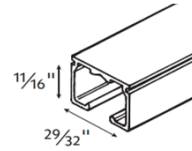
GROUP M WITH MESH

WIDTH	60"	66"	72"	90"	108"	126"	144"	162"	198"	216"	234"	252"
LENGTH												
60	\$ 302.49	\$ 304.21	\$ 305.93	\$ 453.60	\$ 458.76	\$ 606.42	\$ 611.59	\$ 759.25	\$ 912.08	\$ 917.24	\$ 1,064.91	\$ 1,070.07
66	\$ 329.21	\$ 330.93	\$ 332.65	\$ 493.67	\$ 498.84	\$ 659.86	\$ 665.03	\$ 826.05	\$ 992.24	\$ 997.40	\$ 1,158.42	\$ 1,163.59
72	\$ 355.93	\$ 357.65	\$ 359.37	\$ 533.75	\$ 538.92	\$ 713.30	\$ 718.46	\$ 892.85	\$ 1,072.39	\$ 1,077.56	\$ 1,251.94	\$ 1,257.10
78	\$ 382.65	\$ 384.37	\$ 386.09	\$ 573.83	\$ 578.99	\$ 766.74	\$ 771.90	\$ 959.64	\$ 1,152.55	\$ 1,157.71	\$ 1,345.46	\$ 1,350.62
84	\$ 409.36	\$ 411.09	\$ 412.81	\$ 613.91	\$ 619.07	\$ 820.18	\$ 825.34	\$ 1,026.44	\$ 1,232.71	\$ 1,237.87	\$ 1,438.97	\$ 1,444.14
90	\$ 436.08	\$ 437.80	\$ 439.53	\$ 653.99	\$ 659.15	\$ 873.61	\$ 878.78	\$ 1,093.24	\$ 1,312.86	\$ 1,318.03	\$ 1,532.49	\$ 1,537.65
96	\$ 462.80	\$ 464.52	\$ 466.24	\$ 694.07	\$ 699.23	\$ 927.05	\$ 932.21	\$ 1,160.04	\$ 1,393.02	\$ 1,398.18	\$ 1,626.01	\$ 1,631.17
102	\$ 489.52	\$ 491.24	\$ 492.96	\$ 734.14	\$ 739.31	\$ 980.49	\$ 985.65	\$ 1,226.83	\$ 1,473.18	\$ 1,478.34	\$ 1,719.52	\$ 1,724.69
108	\$ 516.24	\$ 517.96	\$ 519.68	\$ 774.22	\$ 779.39	\$ 1,033.93	\$ 1,039.09	\$ 1,293.63	\$ 1,553.33	\$ 1,558.50	\$ 1,813.04	\$ 1,818.20

GROUP N WITH MESH

WIDTH	60"	66"	72"	90"	108"	126"	144"	162"	198"	216"	234"	252"
LENGTH												
60	\$ 328.35	\$ 330.07	\$ 331.79	\$ 492.39	\$ 497.55	\$ 658.15	\$ 663.31	\$ 823.91	\$ 989.67	\$ 994.83	\$ 1,155.43	\$ 1,160.59
66	\$ 357.49	\$ 359.22	\$ 360.94	\$ 536.10	\$ 541.27	\$ 716.44	\$ 721.60	\$ 896.77	\$ 1,077.10	\$ 1,082.26	\$ 1,257.43	\$ 1,262.59
72	\$ 386.64	\$ 388.36	\$ 390.08	\$ 579.82	\$ 584.98	\$ 774.72	\$ 779.89	\$ 969.63	\$ 1,164.53	\$ 1,169.69	\$ 1,359.43	\$ 1,364.59
78	\$ 415.78	\$ 417.50	\$ 419.22	\$ 623.53	\$ 628.70	\$ 833.01	\$ 838.17	\$ 1,042.48	\$ 1,251.96	\$ 1,257.12	\$ 1,461.43	\$ 1,466.60
84	\$ 444.92	\$ 446.65	\$ 448.37	\$ 667.25	\$ 672.41	\$ 891.30	\$ 896.46	\$ 1,115.34	\$ 1,339.39	\$ 1,344.55	\$ 1,563.44	\$ 1,568.60
90	\$ 474.07	\$ 475.79	\$ 477.51	\$ 710.97	\$ 716.13	\$ 949.58	\$ 954.75	\$ 1,188.20	\$ 1,426.82	\$ 1,431.98	\$ 1,665.44	\$ 1,670.60
96	\$ 503.21	\$ 504.93	\$ 506.65	\$ 754.68	\$ 759.84	\$ 1,007.87	\$ 1,013.03	\$ 1,261.06	\$ 1,514.25	\$ 1,519.41	\$ 1,767.44	\$ 1,772.60
102	\$ 532.36	\$ 534.08	\$ 535.80	\$ 798.40	\$ 803.56	\$ 1,066.16	\$ 1,071.32	\$ 1,333.92	\$ 1,601.68	\$ 1,606.84	\$ 1,869.44	\$ 1,874.61
108	\$ 561.50	\$ 563.22	\$ 564.94	\$ 842.11	\$ 847.27	\$ 1,124.44	\$ 1,129.61	\$ 1,406.78	\$ 1,689.11	\$ 1,694.27	\$ 1,971.44	\$ 1,976.61

Accent Drapery Company
9600 Heavy Duty Cubicle Hardware

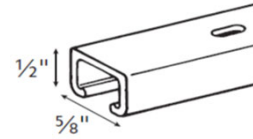


Item#	Description: Track 9600		Price For 2' Set or Less	Price For Each Additional Foot
9605-025	Assembled Set	White	\$ 28.50	\$ 18.00
9605-090	Assembled Set	Anodized	\$ 28.50	\$ 18.00
9605-064	Assembled Set	Bronze	\$ 28.50	\$ 18.00
9605-059	Assembled Set	Black	\$ 28.50	\$ 18.00
9605	Track Only	Select Finish	\$ 34.50	\$ 4.50
<i>Assembled set includes all necessary components. Can be curved/bent.</i>				

*** Packing Fee: All straight tracks will have a flat fee of \$20/track.*

Item #	Description	Price	Unit
94158-025	Baton Master/Right Draw, White	\$ 3.50	Each
94159-025	Baton Master/Left Draw, White	\$ 3.50	Each
9601-090	90 Degree Bend - 12" Radius, 20-1/2"	\$ 19.90	Each
9610	End Stop	\$ 1.40	Each
9611	Pull Out	\$ 1.40	Each
9612	Splice	\$ 4.90	Each
9613	End Cap	\$ 6.00	Each
9616	Slide with Metal Hook	\$ 1.70	Each
9620	Tubing Suspension System 12'/pc	\$ 3.20	Foot
9623	Ceiling Flange for Suspension System	\$ 16.20	Each
9624	Socket for Suspension System	\$ 9.80	Each
9626	Wall Flange for Suspension System	\$ 18.60	Each
9633	Slide with Steel Hoop	\$ 1.40	Each
9639	Ceiling Bracket	\$ 2.40	Each
9673-061	Carrier Ball Bearing w/Hooks, Zinc	\$ 1.60	Each
9678R-025	Carrier Wheeled, White	\$ 0.20	Each
9687-061	Carrier Ball Bearing w/Hook Eyelet	\$ 2.40	Set
9688R-061	Stainless Steel Beadchain	\$ 1.40	Foot
9406	Molded Slide	\$ 0.10	Each
9685	Molded Slide w/Metal Hook	\$ 0.50	Each
9686	Molded Slide w/Eyelet	\$ 2.40	Each
9212	Slides Snap Tab	\$ 0.30	Each
9417	Carrier Molded Slide	\$ 0.49	Each

Accent Drapery Company
9046 Low Profile Cubicle Hardware



Ceiling Mount Only

Item#	Description: Track 9600		Price For 2' Set or Less	Price For Each Additional Foot
9045-025	Assembled Set	White	\$ 57.00	\$ 6.00
9045-090	Assembled Set	Anodized	\$ 57.00	\$ 6.00
9045-064	Assembled Set	Bronze	\$ 57.00	\$ 6.00
9045-059	Assembled Set	Black	\$ 57.00	\$ 6.00
9045	Track Only	Select Finish	\$ 34.50	\$ 5.25
<i>Assembled set includes all necessary components. Can be curved/bent.</i>				

*** Packing Fee: All straight tracks will have a flat fee of \$20/track.*

Item #	Description	Price	Unit
9684-061	End Stop with Pin Hole Return	\$ 2.40	Each
9682-055	9046 End Stop, Gray	\$ 2.50	Each
9646-061	9046 Splice, Zinc	\$ 2.80	Each
9644-061	9046 Master Slide Split Draw, Zinc	\$ 5.50	Pair
94158-025	Baton Master/Right Draw, White	\$ 3.50	Each
94159-025	Baton Master/Left Draw, White	\$ 3.50	Each
9406-025	Molded Slide, White	\$ 0.10	Each
92121-025	Slides Snap Tab, White	\$ 0.30	Each
92124-061	Male Snap, Zinc	\$ 0.30	Each
92126-061	Eyelet for Male Snap, Zinc	\$ 0.30	Each
9688R-061	Stainless Steel Beadchain	\$ 1.40	Foot
9689-025	Cubicle Hanger 16" PVC	\$ 1.20	Each
9690-061	Cubicle Drop Chain w/Hook, 16" PVC	\$ 1.00	Each
9692-061	Cubicle Chain Coupler	\$ 0.90	Each
9693-061	Cubicle Chain Shortener	\$ 0.60	Each

Accent Drapery Horizontal Blinds - Aluminum

Macro 2" Aluminum/.008 Gauge/Solid Color Blinds

MODEL #BL-AL-M28-(WxL)

Width to:	24"	28"	32"	36"	40"	44"	48"	52"	57"	62"	67"	72"	82"	92"	98"	Colors Available:	
Length:																001 Opal	318 Cobblestone
To 42"	261.00	272.00	283.00	300.00	311.00	321.00	342.00	353.00	369.00	383.00	397.00	426.00	476.00	504.00	563.00	002 Alabaster	350 Vanilla
To 48"	265.00	278.00	290.00	307.00	318.00	331.00	352.00	363.00	381.00	395.00	411.00	440.00	492.00	522.00	582.00	018 Quartz	413 Forest
To 54"	272.00	285.00	297.00	315.00	329.00	341.00	363.00	375.00	394.00	409.00	424.00	457.00	510.00	542.00	605.00	048 Black	711 Kaolin Pearl
To 60"	277.00	290.00	303.00	321.00	335.00	348.00	369.00	383.00	402.00	418.00	435.00	468.00	523.00	556.00	620.00	064 Char	748 Graystone
To 66"	287.00	302.00	316.00	335.00	348.00	363.00	386.00	399.00	419.00	437.00	454.00	488.00	545.00	580.00	646.00	065 Brushed Alum	795 Seashell
To 72"	292.00	307.00	320.00	341.00	355.00	369.00	394.00	408.00	428.00	447.00	465.00	499.00	557.00	594.00	661.00	110 Snow Gloss	820 Sierra
To 78"	304.00	319.00	335.00	355.00	370.00	386.00	411.00	425.00	448.00	467.00	486.00	520.00	581.00	621.00	690.00	125 Pure White	830 Canvas
To 84"	310.00	327.00	342.00	363.00	380.00	395.00	420.00	437.00	459.00	478.00	499.00	535.00	598.00	639.00	709.00	127 Plaster	885 Chalk White
To 90"	314.00	331.00	347.00	368.00	385.00	401.00	428.00	445.00	468.00	488.00	509.00	545.00	610.00	652.00	725.00	180 Clay	973 Antique
To 96"	310.00	328.00	344.00	366.00	384.00	401.00	428.00	446.00	470.00	491.00	513.00	550.00	617.00	661.00	734.00	186 Beige	974 Pearl
To 102"	315.00	333.00	350.00	373.00	391.00	411.00	438.00	456.00	482.00	503.00	526.00	564.00	633.00	679.00	754.00	190 Bright Alum	973P Antique**
To 108"	319.00	338.00	357.00	381.00	399.00	418.00	447.00	466.00	491.00	514.00	538.00	576.00	648.00	695.00	771.00	205 Fawn	065P Brushed Alum**
To 114"	326.00	344.00	364.00	388.00	407.00	426.00	457.00	475.00	502.00	526.00	551.00	591.00	664.00	712.00	790.00	262 Br. Nickel Tex	110P Snow Gloss**
To 120"	332.00	352.00	371.00	397.00	417.00	437.00	467.00	487.00	514.00	539.00	564.00	604.00	680.00	729.00	809.00	268 Tusk	048P Black**
To 126"	337.00	359.00	379.00	405.00	424.00	446.00	476.00	498.00	525.00	552.00	577.00	618.00	696.00	748.00	830.00	269 Bisque	**Perforated Slat

Wand tilt only; 2-Slat Valance or Channel Valance; 2-on-1 Headrail (Price Separately); Hold Downs & Spacer Blocks available

Traditional 1" Aluminum/.008 Gauge/Solid Color Blinds

MODEL #BL-AL-T18-(WxL)

Width to:	24"	28"	32"	36"	40"	44"	48"	52"	57"	62"	67"	72"	82"	92"	98"	Colors Available:	
Length:																001 Opal	318 Cobblestone
To 42"	242.00	251.00	261.00	271.00	285.00	297.00	308.00	320.00	336.00	355.00	370.00	384.00	435.00	465.00	494.00	002 Alabaster	350 Vanilla
To 48"	246.00	256.00	265.00	277.00	291.00	303.00	315.00	329.00	344.00	364.00	381.00	395.00	447.00	477.00	510.00	018 Quartz	413 Forest
To 54"	252.00	261.00	272.00	283.00	298.00	312.00	323.00	337.00	354.00	375.00	393.00	407.00	460.00	493.00	526.00	048 Black	711 Kaolin Pearl
To 60"	256.00	265.00	277.00	289.00	304.00	318.00	331.00	345.00	363.00	385.00	402.00	418.00	472.00	508.00	542.00	064 Char	748 Graystone
To 66"	260.00	269.00	281.00	294.00	311.00	326.00	337.00	353.00	370.00	394.00	413.00	428.00	485.00	521.00	556.00	065 Brushed Alum	795 Seashell
To 72"	269.00	280.00	292.00	306.00	321.00	337.00	350.00	366.00	385.00	409.00	428.00	445.00	502.00	541.00	577.00	110 Snow Gloss	820 Sierra
To 78"	274.00	284.00	296.00	311.00	329.00	344.00	357.00	373.00	394.00	418.00	438.00	456.00	514.00	554.00	593.00	125 Pure White	830 Canvas
To 84"	284.00	295.00	309.00	353.00	342.00	357.00	371.00	389.00	409.00	435.00	456.00	473.00	535.00	575.00	615.00	127 Plaster	885 Chalk White
To 90"	289.00	300.00	313.00	329.00	347.00	364.00	380.00	397.00	417.00	445.00	466.00	485.00	546.00	589.00	630.00	180 Clay	973 Antique
To 96"	292.00	304.00	317.00	334.00	353.00	370.00	386.00	405.00	425.00	453.00	475.00	495.00	558.00	603.00	645.00	186 Beige	974 Pearl
To 102"	296.00	309.00	323.00	338.00	360.00	378.00	394.00	413.00	434.00	464.00	486.00	506.00	571.00	616.00	660.00	190 Bright Alum	973P Antique**
To 108"	300.00	313.00	328.00	344.00	365.00	384.00	400.00	420.00	442.00	472.00	495.00	517.00	582.00	629.00	676.00	205 Fawn	065P Brushed Alum**
To 114"	304.00	317.00	332.00	349.00	371.00	390.00	407.00	426.00	450.00	482.00	505.00	527.00	595.00	644.00	691.00	262 Br. Nickel Tex	110P Snow Gloss**
To 120"	308.00	320.00	336.00	354.00	376.00	396.00	414.00	435.00	458.00	490.00	514.00	537.00	605.00	655.00	703.00	268 Tusk	048P Black**
To 126"	312.00	326.00	341.00	360.00	383.00	402.00	420.00	441.00	467.00	499.00	524.00	547.00	617.00	669.00	719.00	269 Bisque	**Perforated Slat

Wand tilt only; 2-Slat Valance or Channel Valance; 2-on-1 Headrail (Price Separately); Hold Downs & Spacer Blocks available

Accent Drapery Horizontal Blinds - Aluminum

Basic 1" Aluminum/.006 Gauge/Solid Color Blinds

MODEL #BL-AL-1B6-(WxL)

Width to:	24"	28"	32"	36"	40"	44"	48"	52"	57"	62"	67"	72"	82"	92"	98"	Colors Available:	
Length:																001 Opal	270 Linen
To 42"	168.00	175.00	181.00	192.00	220.00	227.00	233.00	240.00	251.00	281.00	290.00	311.00	335.00	371.00	416.00	002 Alabaster	276 Mercury
To 48"	172.00	179.00	187.00	198.00	231.00	239.00	245.00	254.00	264.00	295.00	306.00	328.00	352.00	390.00	436.00	018 Quartz	318 Cobblestone
To 54"	177.00	185.00	193.00	206.00	233.00	242.00	249.00	258.00	269.00	301.00	312.00	334.00	361.00	400.00	448.00	048 Black	350 Vanilla
To 60"	180.00	189.00	198.00	210.00	239.00	248.00	257.00	265.00	278.00	310.00	320.00	344.00	372.00	414.00	463.00	064 Char	405 Pewter Gray
To 66"	190.00	200.00	209.00	223.00	252.00	261.00	269.00	279.00	293.00	327.00	337.00	362.00	390.00	434.00	484.00	065 Brushed Alum	413 Forest
To 72"	194.00	204.00	213.00	228.00	258.00	267.00	277.00	286.00	301.00	335.00	347.00	371.00	402.00	447.00	499.00	110 Snow Gloss	711 Kaolin Pearl
To 78"	200.00	211.00	222.00	236.00	266.00	277.00	286.00	297.00	312.00	347.00	360.00	385.00	417.00	464.00	516.00	125 Pure White	748 Graystone
To 84"	205.00	215.00	227.00	241.00	272.00	283.00	294.00	306.00	320.00	356.00	369.00	396.00	430.00	476.00	530.00	127 Plaster	795 Seashell
To 90"	208.00	219.00	231.00	246.00	279.00	290.00	301.00	312.00	329.00	365.00	380.00	406.00	441.00	490.00	545.00	173 Eggshell	820 Sierra
To 96"	211.00	224.00	236.00	251.00	284.00	295.00	308.00	318.00	336.00	372.00	388.00	416.00	451.00	501.00	558.00	180 Clay	830 Canvas
To 102"	214.00	228.00	240.00	257.00	290.00	302.00	314.00	327.00	344.00	382.00	398.00	425.00	464.00	516.00	573.00	186 Beige	885 Chalk White
To 108"	217.00	231.00	244.00	261.00	295.00	309.00	320.00	334.00	353.00	391.00	408.00	437.00	474.00	528.00	588.00	190 Bright Alum	973 Antique
To 114"	223.00	236.00	249.00	266.00	302.00	315.00	329.00	342.00	361.00	400.00	417.00	447.00	487.00	542.00	603.00	205 Fawn	974 Pearl
To 120"	226.00	240.00	255.00	272.00	308.00	321.00	335.00	349.00	369.00	409.00	426.00	458.00	499.00	555.00	617.00	268 Tusk	981 Talc
To 126"	229.00	244.00	259.00	278.00	314.00	329.00	343.00	357.00	378.00	418.00	437.00	468.00	511.00	569.00	631.00	269 Bisque	

Wand tilt only; 2-Slat Valance or Channel Valance; 2-on-1 Headrail (Price Separately); Hold Downs & Spacer Blocks available

Traditional 1" Aluminum/.006 Gauge/Solid Color Blinds

MODEL #BL-AL-1T6-(WxL)

Width to:	24"	28"	32"	36"	40"	44"	48"	52"	57"	62"	67"	72"	82"	92"	98"	Colors Available:	
Length:																001 Opal	350 Vanilla
To 42"	240.00	248.00	257.00	266.00	280.00	291.00	302.00	314.00	329.00	346.00	362.00	373.00	423.00	452.00	482.00	002 Alabaster	413 Forest
To 48"	243.00	251.00	261.00	272.00	285.00	297.00	308.00	320.00	336.00	355.00	370.00	384.00	434.00	465.00	494.00	018 Quartz	711 Kaolin Pearl
To 54"	248.00	257.00	266.00	278.00	292.00	306.00	316.00	330.00	345.00	365.00	382.00	395.00	447.00	477.00	510.00	048 Black	748 Graystone
To 60"	252.00	261.00	271.00	283.00	297.00	311.00	321.00	336.00	353.00	373.00	390.00	405.00	458.00	491.00	523.00	064 Char	795 Seashell
To 66"	256.00	264.00	276.00	287.00	303.00	316.00	329.00	343.00	360.00	382.00	299.00	415.00	469.00	503.00	537.00	065 Brushed Alum	820 Sierra
To 72"	264.00	275.00	285.00	297.00	314.00	329.00	341.00	356.00	372.00	396.00	415.00	431.00	486.00	521.00	556.00	110 Snow Gloss	830 Canvas
To 78"	268.00	278.00	290.00	303.00	319.00	334.00	347.00	363.00	381.00	405.00	423.00	440.00	496.00	534.00	570.00	125 Pure White	885 Chalk White
To 84"	279.00	289.00	301.00	315.00	332.00	347.00	361.00	378.00	396.00	420.00	440.00	457.00	514.00	553.00	591.00	127 Plaster	973 Antique
To 90"	282.00	293.00	306.00	319.00	337.00	353.00	367.00	384.00	402.00	430.00	449.00	467.00	525.00	565.00	604.00	180 Clay	974 Pearl
To 96"	286.00	296.00	310.00	324.00	343.00	360.00	373.00	390.00	411.00	437.00	458.00	476.00	537.00	577.00	618.00	186 Beige	
To 102"	290.00	301.00	314.00	330.00	348.00	365.00	381.00	398.00	418.00	446.00	467.00	486.00	547.00	590.00	631.00	190 Bright Alum	
To 108"	293.00	306.00	318.00	334.00	354.00	370.00	386.00	405.00	425.00	454.00	475.00	495.00	558.00	603.00	645.00	205 Fawn	
To 114"	296.00	309.00	323.00	338.00	360.00	378.00	393.00	412.00	434.00	463.00	486.00	505.00	570.00	615.00	658.00	268 Tusk	
To 120"	300.00	312.00	327.00	343.00	364.00	382.00	398.00	418.00	440.00	470.00	493.00	513.00	578.00	625.00	670.00	269 Bisque	
To 126"	303.00	306.00	331.00	347.00	369.00	388.00	405.00	424.00	447.00	477.00	502.00	523.00	590.00	638.00	683.00	318 Cobblestone	

Wand tilt only; 2-Slat Valance or Channel Valance; 2-on-1 Headrail (Price Separately); Hold Downs & Spacer Blocks available

Accent Drapery Softwood Blinds

Softwood 2" Blinds (Faux Wood)

MODEL #BL-FW-SW2-(WxL)

Width to:	24"	30"	36"	42"	48"	54"	60"	66"	72"	78"	84"	90"	96"
Length:	**We strongly recommend blinds in the shaded area be ordered as 2-on-1 or 3-on-1.												
To 30"	166.00	200.00	247.00	274.00	319.00	342.00	382.00	402.00	416.00	452.00	490.00	512.00	532.00
To 36"	185.00	225.00	297.00	331.00	349.00	391.00	424.00	434.00	483.00	520.00	534.00	570.00	594.00
To 42"	216.00	266.00	328.00	369.00	400.00	433.00	485.00	496.00	545.00	591.00	603.00	647.00	676.00
To 48"	233.00	282.00	353.00	401.00	428.00	476.00	532.00	559.00	609.00	658.00	738.00	763.00	766.00
To 54"	258.00	306.00	370.00	421.00	448.00	528.00	575.00	626.00	683.00	738.00	823.00	850.00	852.00
To 60"	272.00	315.00	400.00	452.00	488.00	574.00	623.00	680.00	742.00	804.00	896.00	923.00	928.00
To 66"	294.00	345.00	431.00	490.00	536.00	628.00	684.00	741.00	818.00	885.00	980.00	1012.00	1015.00
To 72"	324.00	362.00	461.00	533.00	585.00	682.00	742.00	489.00	866.00	939.00	1047.00	1081.00	1132.00
To 78"	340.00	397.00	472.00	550.00	602.00	713.00	763.00	814.00	924.00	1006.00	1123.00	1160.00	1163.00
To 84"	354.00	424.00	504.00	591.00	647.00	736.00	779.00	871.00	997.00	1077.00	1203.00	1238.00	1245.00
To 90"	382.00	449.00	533.00	628.00	684.00	779.00	823.00	927.00	1053.00	1143.00	1282.00	1321.00	1333.00
To 96"	393.00	493.00	581.00	696.00	758.00	874.00	931.00	1090.00	1149.00	1245.00	1396.00	1407.00	1440.00
To 102"	413.00	525.00	626.00	735.00	805.00	929.00	985.00	1108.00	1223.00	1321.00	1487.00	1496.00	1504.00
To 108"	433.00	541.00	647.00	773.00	875.00	972.00	1038.00	1166.00	1286.00	1391.00	1559.00	1568.00	1578.00

Available Colors:	
SW21	Bright White
SW22	White
SW23	Antique White
SW24	Alabaster
SW26	Birch
SW27	Maple
SW31	Vanilla
SW32	Natural
SW41	Textured, Bright White
SW42	Textured, White
SW43	Textured, Antique White
SW44	Textured, Alabaster
SW46	Textured, Birch
SW47	Textured, Maple
SW51	Textured, Vanilla

Cordfree Lift Options - Add to Price of Blind

L&L	228.00	228.00	228.00	275.00	275.00	310.00	310.00	343.00	343.00	363.00	363.00	382.00	382.00

Standard Options: Cord or Wand tilt, Royal Valance, Tile Cut Outs, 2-on-1 Headrail (Price Separately)

Vynylux 2" Blinds - PVC

MODEL #BL-FW-VLX-(WxL)

Width to:	24"	30"	36"	42"	48"	54"	60"	66"	72"	78"	84"	90"	96"
Length:	**We strongly recommend blinds in the shaded area be ordered as 2-on-1 or 3-on-1.												
To 30"	135.00	160.00	197.00	223.00	257.00	274.00	306.00	320.00	333.00	359.00	391.00	407.00	472.00
To 36"	149.00	183.00	240.00	267.00	282.00	313.00	346.00	360.00	385.00	418.00	426.00	456.00	475.00
To 42"	173.00	207.00	264.00	297.00	316.00	349.00	387.00	395.00	434.00	471.00	480.00	517.00	541.00
To 48"	189.00	227.00	284.00	323.00	346.00	387.00	424.00	447.00	487.00	527.00	589.00	609.00	613.00
To 54"	207.00	245.00	300.00	338.00	360.00	423.00	458.00	499.00	544.00	588.00	657.00	678.00	720.00
To 60"	219.00	254.00	323.00	364.00	394.00	462.00	497.00	541.00	594.00	643.00	716.00	738.00	740.00
To 66"	237.00	272.00	348.00	395.00	432.00	506.00	545.00	592.00	653.00	706.00	782.00	807.00	811.00
To 72"	261.00	294.00	370.00	431.00	471.00	549.00	594.00	629.00	692.00	749.00	836.00	862.00	904.00
To 78"	273.00	319.00	382.00	442.00	485.00	569.00	609.00	648.00	739.00	801.00	898.00	922.00	929.00
To 84"	294.00	342.00	407.00	475.00	520.00	595.00	618.00	694.00	793.00	861.00	960.00	988.00	995.00
To 90"	307.00	361.00	431.00	506.00	550.00	627.00	657.00	740.00	840.00	912.00	1024.00	1056.00	1064.00
To 96"	316.00	697.00	468.00	558.00	609.00	702.00	743.00	870.00	917.00	995.00	1115.00	1123.00	1126.00
To 102"	333.00	422.00	494.00	594.00	647.00	750.00	789.00	883.00	976.00	1056.00	1185.00	1193.00	1199.00
To 108"	349.00	436.00	520.00	622.00	682.00	781.00	828.00	931.00	1026.00	1111.00	1246.00	1253.00	1260.00

Available Colors:	
Ivory	
Off White	
White	
Soft White	

Standard Options: Cord or Wand tilt, 2-Slat Valance, Tile Cut Outs, 2 or 3-on-1 Headrail (Price Separately)

Accent Drapery

Wood Blinds

Wood Blinds 2"

MODEL #BL-WD-2-(WxL)

Width to:	24"	30"	36"	42"	48"	54"	60"	66"	72"	78"	84"	90"	96"
Length:	**We strongly recommend blinds in the shaded area be ordered as 2-on-1 or 3-on-1.												
To 30"	226.00	272.00	335.00	372.00	429.00	485.00	502.00	529.00	547.00	594.00	644.00	673.00	698.00
To 36"	250.00	304.00	403.00	449.00	475.00	554.00	570.00	595.00	633.00	686.00	701.00	750.00	782.00
To 42"	289.00	346.00	444.00	497.00	529.00	618.00	637.00	653.00	715.00	775.00	792.00	850.00	890.00
To 48"	320.00	382.00	482.00	545.00	581.00	675.00	699.00	737.00	800.00	867.00	970.00	1005.00	1010.00
To 54"	343.00	406.00	515.00	594.00	635.00	720.00	754.00	820.00	896.00	969.00	1083.00	1116.00	1119.00
To 60"	379.00	439.00	560.00	643.00	694.00	797.00	818.00	893.00	976.00	1056.00	1176.00	1216.00	1219.00
To 66"	411.00	470.00	602.00	696.00	763.00	820.00	898.00	975.00	1074.00	1162.00	1289.00	1327.00	1332.00
To 72"	452.00	506.00	644.00	758.00	831.00	904.00	976.00	1037.00	1138.00	1233.00	1379.00	1423.00	1488.00
To 78"	472.00	554.00	658.00	781.00	854.00	974.00	1005.00	1070.00	1217.00	1319.00	1478.00	1521.00	1528.00
To 84"	506.00	590.00	704.00	839.00	918.00	993.00	1025.00	1146.00	1308.00	1416.00	1582.00	1628.00	1639.00
To 90"	532.00	627.00	743.00	893.00	970.00	1027.00	1083.00	1218.00	1384.00	1502.00	1687.00	1737.00	1751.00
To 96"	548.00	687.00	812.00	989.00	1077.00	1150.00	1225.00	1434.00	1508.00	1639.00	1837.00	1849.00	1857.00
To 102"	576.00	734.00	854.00	1048.00	1145.00	1223.00	1300.00	1457.00	1606.00	1738.00	1952.00	1965.00	1977.00
To 108"	606.00	752.00	900.00	1101.00	1204.00	1296.00	1364.00	1532.00	1690.00	1829.00	2050.00	2062.00	2074.00

Available Colors:	
Bright White	Walnut
White	Raven
Almost White	Sage
Off White	
Alabaster	
Natural	
Canyon Oak	
Maple	
Cherry	
Dark Walnut	
Golden Oak	
Pecan	
Dark Cherry	
Mahogany	
Warm Cherry	

Cordfree Lift Options - Add to Price of Blind

L&L	228.00	228.00	228.00	275.00	275.00	310.00	310.00	343.00	343.00	363.00	363.00	382.00	382.00
CF	270.00	270.00	270.00	315.00	359.00	405.00	450.00	494.00	540.00	585.00	Max Size, 78" x 72"		

Standard Options: Cord or Wand tilt, Crown or Regal Valance, Tile Cut Outs, 2-on-1 or 3-on-1 Headrail (Price

Wood Blinds 2-1/2"

MODEL #BL-WD-2.5-(WxL)

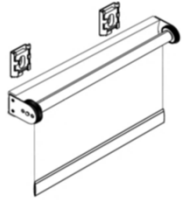
Width to:	24"	30"	36"	42"	48"	54"	60"	66"	72"	78"	84"	90"	96"
Length:	**We strongly recommend blinds in the shaded area be ordered as 2-on-1 or 3-on-1.												
To 30"	241.00	291.00	359.00	400.00	462.00	519.00	547.00	573.00	595.00	645.00	701.00	729.00	757.00
To 36"	268.00	329.00	433.00	483.00	509.00	596.00	619.00	646.00	688.00	745.00	760.00	814.00	850.00
To 42"	313.00	375.00	476.00	537.00	568.00	665.00	691.00	710.00	779.00	842.00	860.00	923.00	966.00
To 48"	342.00	412.00	518.00	587.00	624.00	727.00	758.00	800.00	869.00	942.00	1055.00	1092.00	1095.00
To 54"	368.00	436.00	553.00	636.00	681.00	807.00	818.00	892.00	973.00	1054.00	1176.00	1212.00	1216.00
To 60"	406.00	471.00	601.00	691.00	747.00	820.00	889.00	968.00	1060.00	1150.00	1279.00	1320.00	1323.00
To 66"	444.00	506.00	646.00	748.00	818.00	889.00	977.00	1057.00	1165.00	1263.00	1400.00	1442.00	1449.00
To 72"	486.00	542.00	691.00	816.00	893.00	979.00	1060.00	1124.00	1237.00	1341.00	1498.00	1544.00	1614.00
To 78"	508.00	596.00	708.00	838.00	918.00	1060.00	1092.00	1161.00	1321.00	1433.00	1605.00	1652.00	1659.00
To 84"	542.00	636.00	758.00	900.00	986.00	1091.00	1114.00	1243.00	1419.00	1537.00	1744.00	1767.00	1779.00
To 90"	573.00	674.00	800.00	961.00	1046.00	1113.00	1176.00	1322.00	1505.00	1632.00	1831.00	1887.00	1901.00
To 96"	591.00	737.00	873.00	1061.00	1157.00	1217.00	1331.00	1556.00	1641.00	1779.00	1996.00	2007.00	2016.00
To 102"	619.00	789.00	919.00	1126.00	1229.00	1349.00	1411.00	1583.00	1745.00	1888.00	2119.00	2135.00	2146.00
To 108"	653.00	807.00	966.00	1181.00	1292.00	1418.00	1480.00	1663.00	1836.00	1987.00	2223.00	2240.00	2254.00

Available Colors:	
Bright White	
White	
Almost White	
Off White	
Alabaster	
Natural	
Canyon Oak	
Maple	
Cherry	
Dark Walnut	
Golden Oak	
Pecan	
Mahogany	
Warm Cherry	
Walnut	

Cordfree Lift Options - Add to Price of Blind

L&L	228.00	228.00	228.00	275.00	275.00	310.00	310.00	343.00	343.00	363.00	363.00	382.00	382.00
-----	--------	--------	--------	--------	--------	--------	--------	--------	--------	--------	--------	--------	--------

Standard Options: Cord or Wand tilt, Crown or Regal Valance, Tile Cut Outs, 2-on-1 or 3-on-1 Headrail (Price



Accent Drapery Roller Shades

MODEL #RS-STD-(WxL)-(Price Group Number)-Options

Chain Driven Clutch Roller Shades are standard with Skyline SL15, SL20 or SL30 clutch and PVC Beaded Chain (in White, Vanilla, Brown, Gray or Black), Standard Internal Straight Hembar and Mounting Brackets, Bracket Covers (OM only) and Chain SafetyHold. (See upgrade options page 69)

GROUP 1

Width to:	36"	48"	60"	72"	84"	96"	108"	120"	132"	144"	156"
Length to:											
36"	458.00	504.00	584.00	637.00	705.00	832.00	1075.00	1536.00	2042.00	2298.00	2424.00
48"	488.00	545.00	636.00	700.00	778.00	916.00	1169.00	1644.00	2190.00	2448.00	2598.00
60"	520.00	585.00	686.00	761.00	850.00	997.00	1261.00	1852.00	2337.00	2608.00	2772.00
72"	549.00	627.00	739.00	824.00	921.00	1080.00	1352.00	1861.00	2486.00	2767.00	2947.00
84"	580.00	668.00	791.00	885.00	994.00	1161.00	1446.00	1967.00	2634.00	2929.00	3122.00
96"	613.00	710.00	842.00	947.00	1066.00	1246.00	1537.00	2077.00	2780.00	3089.00	3294.00
108"	643.00	752.00	892.00	1009.00	1139.00	1329.00	1631.00	2184.00	2928.00	3250.00	3469.00
120"	674.00	792.00	945.00	1071.00	1211.00	1410.00	1725.00	2293.00	3074.00	3410.00	3643.00
132"	704.00	833.00	996.00	1134.00	1283.00	1493.00	1818.00	2401.00	3222.00	3571.00	3817.00
144"	736.00	875.00	1048.00	1194.00	1354.00	1574.00	1910.00	2510.00	3369.00	3733.00	3991.00
156"	765.00	916.00	1100.00	1257.00	1426.00	1657.00	2003.00	2616.00	3517.00	3894.00	4166.00

Group 1 Patterns:

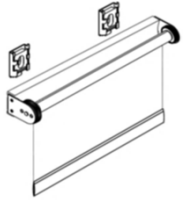
Classic Timeless Dusk
 CRS 1000 1% Elements
 CRS 3000 3% Scala
 CRS 5000 5% Tenley
 NordicScreen Plus BW 3%
 NordicScreen Plus BW 5%
 NordicScreen Plus BW 10%
 NordicScreen Plus Twill 1%
 NordicScreen Plus Twill 3%

GROUP 2

Width to:	36"	48"	60"	72"	84"	96"	108"	120"	132"	144"	156"
Length to:											
36"	499.00	553.00	629.00	705.00	744.00	886.00	1144.00	1634.00	2172.00	2431.00	2579.00
48"	537.00	605.00	692.00	781.00	826.00	972.00	1240.00	1746.00	2327.00	2601.00	2760.00
60"	575.00	654.00	756.00	857.00	909.00	1067.00	1346.00	1872.00	2496.00	2785.00	2960.00
72"	613.00	705.00	820.00	933.00	991.00	1160.00	1454.00	1998.00	2669.00	2974.00	3165.00
84"	651.00	756.00	881.00	1010.00	1072.00	1254.00	1562.00	2124.00	2843.00	3162.00	3369.00
96"	690.00	805.00	947.00	1086.00	1156.00	1349.00	1668.00	2251.00	3014.00	3348.00	3572.00
108"	726.00	857.00	1009.00	1162.00	1238.00	1445.00	1775.00	2375.00	3186.00	3536.00	3774.00
120"	765.00	909.00	1072.00	1238.00	1321.00	1539.00	1882.00	2502.00	3356.00	3722.00	3976.00
132"	802.00	958.00	1137.00	1314.00	1404.00	1633.00	1989.00	2627.00	3527.00	3909.00	4177.00
144"	841.00	1009.00	1200.00	1389.00	1486.00	1728.00	2095.00	2753.00	3697.00	4096.00	4379.00
156"	878.00	1061.00	1262.00	1466.00	1568.00	1820.00	2201.00	2875.00	3864.00	4279.00	4577.00

Group 2 Patterns:

Deco Screen
 E-Screen 3%
 E-Screen 5%
 E-Screen 19%
 M-Screen 3%
 M-Screen 5%
 SheerWeave 2360 10%
 SheerWeave 41000 10%



Accent Drapery Roller Shades

MODEL #RS-STD-(WxL)-(Price Group Number)-Options

Chain Driven Clutch Roller Shades are standard with Skyline SL15, SL20 or SL30 clutch and PVC Beaded Chain (in White, Vanilla, Brown, Gray or Black), Standard Internal Straight Hembar and Mounting Brackets, Bracket Covers (OM only) and Chain SafetyHold. (See upgrade options page 69)

GROUP 3

Width to:	36"	48"	60"	72"	84"	96"	108"	120"	132"	144"	156"
Length to:											
36"	504.00	565.00	649.00	731.00	815.00	958.00	1216.00	1698.00	2265.00	2527.00	2686.00
48"	550.00	628.00	727.00	825.00	924.00	1083.00	1356.00	1862.00	2489.00	2771.00	2951.00
60"	599.00	692.00	805.00	919.00	1034.00	1207.00	1498.00	2026.00	2711.00	3015.00	3215.00
72"	645.00	753.00	884.00	1013.00	1143.00	1333.00	1638.00	2190.00	2934.00	3260.00	3477.00
84"	692.00	816.00	963.00	1107.00	1254.00	1458.00	1777.00	2353.00	3157.00	3503.00	3742.00
96"	737.00	879.00	1040.00	1201.00	1361.00	1582.00	1919.00	2519.00	3382.00	3746.00	4005.00
108"	784.00	940.00	1118.00	1294.00	1472.00	1708.00	2060.00	2682.00	3607.00	3991.00	4271.00
120"	832.00	1003.00	1196.00	1388.00	1580.00	1834.00	2200.00	2846.00	3830.00	4235.00	4534.00
132"	879.00	1067.00	1274.00	1482.00	1690.00	1958.00	2341.00	3009.00	4052.00	4477.00	4798.00
144"	925.00	1128.00	1352.00	1576.00	1799.00	2083.00	2483.00	3174.00	4276.00	4722.00	5063.00
156"	972.00	1191.00	1430.00	1669.00	1910.00	2208.00	2622.00	3337.00	4500.00	4966.00	5328.00

Group 3 Patterns:

Ayre
E-Screen 1%
Esfron
Linen Light
Lumen
Oslo LF/Oslo BO
Regal
SheerWeave 2390 5%
SheerWeave 2410 3%
SheerWeave 2705 5%
SheerWeave 4000 5%
SheerWeave 7450 LF

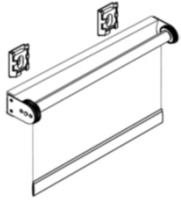
Regal
Tenley BO
Vision 550

GROUP 4

Width to:	36"	48"	60"	72"	84"	96"	108"	120"	132"	144"	156"
Length to:											
36"	523.00	586.00	673.00	758.00	846.00	994.00	1260.00	1761.00	2348.00	2620.00	2785.00
48"	571.00	652.00	753.00	857.00	958.00	1123.00	1407.00	1932.00	2581.00	2873.00	3060.00
60"	621.00	718.00	835.00	953.00	1073.00	1252.00	1554.00	2102.00	2811.00	3128.00	3334.00
72"	669.00	781.00	918.00	1051.00	1185.00	1383.00	1698.00	2271.00	3044.00	3801.00	3607.00
84"	718.00	847.00	999.00	1148.00	1300.00	1511.00	1843.00	2441.00	3275.00	3633.00	3882.00
96"	764.00	911.00	1078.00	1246.00	1412.00	1641.00	1990.00	2611.00	3507.00	3886.00	4154.00
108"	813.00	976.00	1160.00	1342.00	1527.00	1772.00	2136.00	2782.00	3741.00	4139.00	4429.00
120"	862.00	1040.00	1240.00	1439.00	1638.00	1901.00	2282.00	2952.00	3971.00	4392.00	4702.00
132"	911.00	1107.00	1322.00	1537.00	1754.00	2031.00	2428.00	3121.00	4204.00	4643.00	4976.00
144"	959.00	1171.00	1402.00	1635.00	1866.00	2161.00	2574.00	3291.00	4436.00	4898.00	5251.00
156"	1008.00	1235.00	1483.00	1732.00	1981.00	2291.00	2719.00	3460.00	4667.00	5151.00	5525.00

Group 4 Patterns:

Fineline
Kiana
Orient
SheerWeave 2500 1%
SheerWeave 2701 1%
SheerWeave 2703 3%
SheerWeave 4400 3%
SheerWeave 4800 1%
SheerWeave 5000 1%
Symphony
Venice



Accent Drapery Roller Shades

MODEL #RS-STD-(WxL)-(Price Group Number)-Options

Chain Driven Clutch Roller Shades are standard with Skyline SL15, SL20 or SL30 clutch and PVC Beaded Chain (in White, Vanilla, Brown, Gray or Black), Standard Internal Straight Hembar and Mounting Brackets, Bracket Covers (OM only) and Chain SafetyHold. (See upgrade options page 69)

GROUP 5

Width to:	36"	48"	60"	72"	84"	96"	108"	120"	132"	144"	156"
Length to:											
36"	540.00	607.00	695.00	802.00	908.00	1056.00	1285.00	1694.00	2274.00	2521.00	2695.00
48"	578.00	697.00	830.00	965.00	1098.00	1273.00	1529.00	1977.00	2661.00	2942.00	3151.00
60"	660.00	805.00	967.00	1127.00	1288.00	1489.00	1772.00	2261.00	3048.00	3365.00	3608.00
72"	740.00	914.00	1101.00	1289.00	1475.00	1707.00	2015.00	2545.00	3434.00	3786.00	4065.00
84"	822.00	1021.00	1235.00	1449.00	1664.00	1921.00	2259.00	2828.00	3820.00	4209.00	4522.00
96"	903.00	1130.00	1372.00	1613.00	1855.00	2137.00	2500.00	3111.00	4207.00	4629.00	4978.00
108"	984.00	1237.00	1506.00	1774.00	2043.00	2354.00	2744.00	3395.00	4594.00	5051.00	5434.00
120"	1066.00	1346.00	1642.00	1937.00	2233.00	2570.00	2988.00	3677.00	4980.00	5474.00	5893.00
132"	1145.00	1455.00	1776.00	2100.00	2422.00	2786.00	3232.00	3961.00	5365.00	5897.00	6348.00
144"	1226.00	1561.00	1911.00	2261.00	2610.00	3003.00	3474.00	4244.00	5754.00	6315.00	6805.00
156"	1308.00	1670.00	2046.00	2424.00	2800.00	3218.00	3716.00	4528.00	6139.00	6736.00	7260.00

Group 5 Patterns:

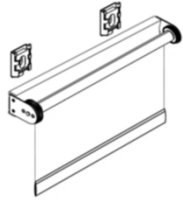
Avila Twilight FR	Linenweave
Beach House	Macau
Brilliance	Malacca
Coventry	Maze
Ecosilk	Palette
Eero	Satino
Eero Bright	S-Screen
Haven Kanela	Tinsel
Kirtana	Votive
SheerWeave 7400 BO	
SheerWeave 7500	

GROUP 6

Width to:	36"	48"	60"	72"	84"	96"	108"	120"	132"	144"	156"
Length to:											
36"	566.00	671.00	793.00	915.00	1036.00	1206.00	1467.00	1934.00	2596.00	2878.00	3076.00
48"	660.00	796.00	947.00	1101.00	1252.00	1452.00	1745.00	2257.00	3037.00	3358.00	3596.00
60"	753.00	919.00	1103.00	1286.00	1469.00	1699.00	2022.00	2580.00	3479.00	3841.00	4119.00
72"	844.00	1043.00	1257.00	1470.00	1684.00	1947.00	2300.00	2905.00	3920.00	4321.00	4640.00
84"	938.00	1165.00	1409.00	1655.00	1899.00	2193.00	2578.00	3228.00	4360.00	4803.00	5162.00
96"	1030.00	1290.00	1565.00	1841.00	2117.00	2439.00	2854.00	3551.00	4801.00	5284.00	5682.00
108"	1122.00	1412.00	1719.00	2025.00	2332.00	2687.00	3132.00	3874.00	5243.00	5764.00	6203.00
120"	1216.00	1536.00	1874.00	2211.00	2549.00	2933.00	3410.00	4197.00	5684.00	6247.00	6726.00
132"	1308.00	1660.00	2028.00	2396.00	2763.00	3179.00	3698.00	4521.00	6124.00	6727.00	7246.00
144"	1399.00	1782.00	2181.00	2580.00	2979.00	3427.00	3965.00	4844.00	6567.00	7207.00	7767.00
156"	1493.00	1907.00	2335.00	2766.00	3196.00	3673.00	4242.00	5167.00	7006.00	7689.00	8287.00

Group 6 Patterns:

Cleo	Satin
Fossil	Shine
Fusion	Spice
Impressions	
Lumiere	
Maze BO	
Mercury Translucent	
Mosaic	
Notions	
Orchestra	
Panama	
Rowan	



Accent Drapery Roller Shades

MODEL #RS-STD-(WxL)-(Price Group Number)-Options

Chain Driven Clutch Roller Shades are standard with Skyline SL15, SL20 or SL30 clutch and PVC Beaded Chain (in White, Vanilla, Brown, Gray or Black), Standard Internal Straight Hembar and Mounting Brackets, Bracket Covers (OM only) and Chain SafetyHold. (See upgrade options page 69)

GROUP 7

Width to:	36"	48"	60"	72"	84"	96"	108"	120"	132"	144"	156"
Length to:											
36"	680.00	806.00	952.00	1099.00	1244.00	1447.00	1760.00	2320.00	3116.00	3453.00	3691.00
48"	792.00	954.00	1137.00	1321.00	1503.00	1743.00	2094.00	3709.00	3644.00	4029.00	4316.00
60"	903.00	1102.00	1323.00	1543.00	1762.00	2039.00	2426.00	3097.00	4175.00	4608.00	4942.00
72"	1014.00	1251.00	1508.00	1765.00	2020.00	2337.00	2760.00	3485.00	4704.00	5185.00	5567.00
84"	1125.00	1399.00	1691.00	1986.00	2279.00	2632.00	3093.00	3874.00	5232.00	5764.00	6194.00
96"	1236.00	1547.00	1879.00	2210.00	2540.00	2927.00	3425.00	4262.00	5761.00	6340.00	6818.00
108"	1346.00	1694.00	2063.00	2431.00	2798.00	3224.00	3758.00	4649.00	6292.00	6917.00	7444.00
120"	1459.00	1844.00	2248.00	2653.00	3057.00	3519.00	4092.00	5036.00	6820.00	7496.00	8071.00
132"	1568.00	1993.00	2433.00	2876.00	3317.00	3815.00	4425.00	5424.00	7348.00	8073.00	8694.00
144"	1680.00	2139.00	2617.00	3097.00	3575.00	4112.00	4758.00	5813.00	7880.00	8648.00	9320.00
156"	1791.00	2288.00	2803.00	3319.00	3835.00	4408.00	5091.00	6201.00	8407.00	9227.00	9944.00

Group 7 Patterns:

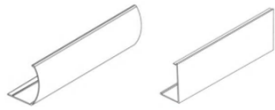
Beverly Sketched
 Breslyn Tabri
 Chatham
 Distinction
 Expression
 Fury
 Glam
 Lylith
 Mode
 Moon
 Palister

GROUP 8

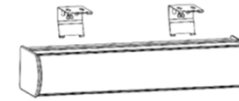
Width to:	36"	48"	60"	72"	84"	96"	108"	120"	132"	144"	156"
Length to:											
36"	819.00	971.00	1147.00	1324.00	1499.00	1744.00	2121.00	2796.00	3754.00	4160.00	4447.00
48"	954.00	1150.00	1370.00	1591.00	1811.00	2100.00	2523.00	3263.00	4391.00	4855.00	5201.00
60"	1088.00	1328.00	1594.00	1859.00	2123.00	2457.00	2923.00	3731.00	5030.00	5552.00	5954.00
72"	1221.00	1507.00	1817.00	2126.00	2434.00	2815.00	3325.00	4199.00	5667.00	6247.00	6708.00
84"	1356.00	1685.00	2038.00	2392.00	2745.00	3171.00	3727.00	4667.00	6304.00	6944.00	7463.00
96"	1489.00	1864.00	2263.00	2663.00	3060.00	3527.00	4126.00	5135.00	6941.00	7639.00	8215.00
108"	1622.00	2041.00	2486.00	2929.00	3371.00	3884.00	4528.00	5601.00	7580.00	8334.00	8968.00
120"	1758.00	2221.00	2709.00	3196.00	3684.00	4240.00	4930.00	6068.00	8217.00	9031.00	9725.00
132"	1889.00	2401.00	2932.00	3465.00	3996.00	4597.00	5331.00	6535.00	8853.00	9726.00	10475.00
144"	2024.00	2577.00	3153.00	3731.00	4307.00	4954.00	5733.00	7003.00	9493.00	10419.00	11229.00
156"	2158.00	2756.00	3377.00	3999.00	4621.00	5311.00	6133.00	7471.00	10129.00	11117.00	11981.00

Group 8 Patterns:

Burst
 Flocke
 Tranquil



Accent Drapery Roller Shades - Top Treatments/Channels



Fascias & Cassettes

Width (Round Up)	36"	48"	60"	72"	84"	96"	108"	120"	132"	144"	156"
3" Square and Curved	142.00	158.00	190.00	209.00	227.00	268.00	289.00	308.00	329.00	348.00	368.00
4" Square and Curved	148.00	168.00	204.00	226.00	245.00	291.00	312.00	336.00	359.00	381.00	404.00
5" Fascia (SQ only)	393.00	414.00	452.00	478.00	511.00	557.00	626.00	668.00	735.00	724.00	780.00
Cassette 80 (w/Insert)	156.00	179.00	220.00	244.00	269.00	323.00	352.00	379.00	406.00	433.00	461.00
Cassette 100 (w/Insert)	158.00	184.00	223.00	247.00	272.00	327.00	356.00	383.00	411.00	438.00	466.00
Cassette 120 (w/Insert)	213.00	253.00	319.00	363.00	406.00	492.00	540.00	588.00	635.00	683.00	730.00
Colors Available:											
3" Square and Curved	White, Vanilla, Anodized (Add 10%), Bronze, Black										
4" Square Fascia	White, Vanilla, Anodized (Add 10%), Bronze, Black										
4" Curved Fascia	White, Vanilla, Bronze										
5" Fascia (SQ only)	White, Anodized (Add 10%), Bronze										
Cassette 80 (w/Insert)	White, Vanilla, Anodized (Add 10%), Bronze, Black										
Cassette 100 (w/Insert)	White, Vanilla, Anodized (Add 10%), Bronze, Black										
Cassette 120 (w/Insert)	White, Vanilla, Anodized (Add 10%), Bronze, Black										

Contract Pocket Fascias

Width (Round Up)	36"	48"	60"	72"	84"	96"	108"	120"	132"	144"	156"
3" Pocket	346.00	417.00	488.00	850.00	661.00	712.00	803.00	854.00	940.00	991.00	1073.00
4" Pocket	386.00	468.00	549.00	659.00	712.00	788.00	885.00	940.00	1032.00	1093.00	1185.00
5" Pocket	545.00	656.00	767.00	879.00	990.00	1102.00	1213.00	1404.00	1522.00	1641.00	1759.00
6" Pocket	789.00	986.00	1183.00	1419.00	1626.00	1774.00	1996.00	2168.00	2385.00	2538.00	2750.00
Colors Available:											
3" & 4" Pocket	White, Anodized (Add 10%)										
5" & 6" Pocket	White, Anodized (Add 10%)										

Side & Sill Channels

Side Channels by Height	36"	48"	60"	72"	84"	96"	108"	120"	132"	144"	156"
Includes 2 Channels Right & Left	306.00	394.00	473.00	565.00	660.00	739.00	828.00	912.00	995.00	1084.00	1173.00
Sill Channels by Width	36"	48"	60"	72"	84"	96"	108"	120"	132"	144"	156"
	143.00	177.00	212.00	251.00	286.00	315.00	355.00	379.00	414.00	444.00	478.00
Colors Available:											
Side Channel	White, Anodized (Add 10%)										
Sill Channel	White, Anodized (Add 10%)										

Accent Drapery ROLLER SHADE OPTIONS

Item #	Description	Cost
Hembars:	Standard - Sewn In Flat Bar	N/C
-BR	Round Bar	\$ 50.00
-BRF	Round Bar w/Fabric Wrap	\$ 60.00
-BDEC	Deco Hembar	\$ 70.00
-BTAS	Standard Hem w/Pull Tassel (Cordfree)	\$ 60.00
Chains:	Plastic Chain	N/C
-CSS	Stainless Steel Chain	\$ 35.00
-CAB	Antique Bronze Chain	\$ 50.00
Optional Lift Systems:	Cordfree	\$ 275.00
-LS	Spring Assist Only: Regular, Heavy Duty, Long & Narrow	\$ 250.00
-G200SA	G200 Galaxy Clutch	\$ 75.00
-G200SA	G200 w/Spring Assist	\$ 300.00
-G400	G400 Galaxy Clutch	\$ 100.00
-G400SA	G400 w/Spring Assist	\$ 450.00
-DBKT	Dual Bracket: Horizontal, Vertical, Small Angle, Large Angle; Pair	\$ 30.00
Somfy Motors		
Low Voltage Motors:	R28 Rollup 28 Wirefree (R28) 12v Motor (Battery or Transformer)	\$ 232.50
	RU30 Rollup 30 Wirefree (RU30) 12v Motor (Battery or Transformer)	\$ 142.50
	SON-3012v Sonesse 30 Wirefree 12v Li-Ion Motor	\$ 225.00
	SON-3024v Sonesse 30 24v Motor (Transformer Power Only)	\$ 382.50
Standard Voltage Motors:	SON-40 Sonesse 40 Motor	\$ 427.50
	SON-506S2 Sonesse 50 - 506S2	\$ 487.50
	SON-Ultra Sonesse 50 Ultra	\$ 540.00
	SON-510S2 Sonesse 50 - 510S2	\$ 615.00
Power Options		
Battery Power - 12v:	-BW Battery Wand (R28 or RU30 Motor)	\$ 90.00
	-SolCharger Solar Recharge Kit (R28 Motor)	\$ 195.00
	-BatCharger Battery Charger for Sonesse 30 WF Li-Ion Motor	\$ 19.50
Plug-In Power - Low Voltage: -	ACT12v - AC Transformer, 12v	\$ 142.50
	-ACT24v AC Transformer, 24v	\$ 67.50
Hard-Wire Power - Low Voltage:	DRTran12v - 12v Din Rail Transformer, with Power Panel, 5 Motor	\$ 420.00
	-DRTran24v3 24v Din Rail Transformer, with Power Panel, 3 Motor	\$ 450.00
	-DRTran24v6 24v Din Rail Transformer, with Power Panel, 6 Motor	\$ 682.50
	-DRTran24v12 24v Din Rail Transformer, with Power Panel, 12 Motor	\$ 1,050.00
Standard Voltage - 110v:	PC3 - 3' Power Cable	Included
	-PC6 6' Power Cable	\$ 30.00
	-PC10 10' Power Cable	\$ 31.50
	-PC24 24' Power Cable	\$ 64.50
Somfy RTS Controls		
Handheld Remotes:	REM-Telis 1 - Telis 1, Single Channel, White	\$ 82.50
	REM-Telis4 Telis 4, 5-Channel, White	\$ 105.00
	REM-Telis16 Telis 16, 16-Channel, White	\$ 330.00
	REM-Chron1 Chronis 1 Telis RTS (Timer)	\$ 262.50
Wireless Wall Switches:	SWDeco1 - DecoFlex Wirefree, 1-Channel, White or Ivory	\$ 187.50
	SWDeco5 DecoFlex Wirefree, 5-Channel, White or Ivory	\$ 195.00
Sensors:	SENSUN Sunis Wirefree RTS (Solar Powered) Sun Sensor, White	\$ 292.50
	SENTHERM Thermo Sunis Wirefree RTS Sun Sensor	\$ 330.00

Decorative Bed Covers

Model # DBC-(Size)-(Price Group)

Unlined Bed Covers include 10" pillow tuck allowance, 4 Square
Corners and hemmed outside edges.

Group G

Description	Size	Price
Twin XL	39 x 80 x 20	356.84
Double XL	54 x 80 x 20	357.84
Queen	60 x 80 x 20	358.14
King	78 x 80 x 20	527.37

Group H

Description	Size	Price
Twin XL	39 x 80 x 20	415.84
Double XL	54 x 80 x 20	416.84
Queen	60 x 80 x 20	417.14
King	78 x 80 x 20	615.87

Group I

Description	Size	Price
Twin XL	39 x 80 x 20	481.40
Double XL	54 x 80 x 20	482.40
Queen	60 x 80 x 20	597.75
King	78 x 80 x 20	714.20

Group J

Description	Size	Price
Twin XL	39 x 80 x 20	546.96
Double XL	54 x 80 x 20	547.96
Queen	60 x 80 x 20	679.69
King	78 x 80 x 20	812.53

Group K

Description	Size	Price
Twin XL	39 x 80 x 20	619.07
Double XL	54 x 80 x 20	620.07
Queen	60 x 80 x 20	769.83
King	78 x 80 x 20	920.70

Group L

Description	Size	Price
Twin XL	39 x 80 x 20	678.07
Double XL	54 x 80 x 20	679.07
Queen	60 x 80 x 20	843.58
King	78 x 80 x 20	1009.20

-CC Add \$ 7.94 for Cap Corner Bedspread

-RFB Add \$ 10.58 for Rounded Foot Corner w/1" Binding

Decorative Bed Covers

Model # DBC-(Size)-(Price Group)

Unlined Bed Covers include 10" pillow tuck allowance, 4 Square
Corners and hemmed outside edges.

Group M

Description	Size	Price
Twin XL	39 x 80 x 20	743.62
Double XL	54 x 80 x 20	744.62
Queen	60 x 80 x 20	744.92
King	78 x 80 x 20	1107.53

Group N

Description	Size	Price
Twin XL	39 x 80 x 20	809.18
Double XL	54 x 80 x 20	810.18
Queen	60 x 80 x 20	810.48
King	78 x 80 x 20	1205.87

Group O

Description	Size	Price
Twin XL	39 x 80 x 20	874.73
Double XL	54 x 80 x 20	875.73
Queen	60 x 80 x 20	1089.42
King	78 x 80 x 20	1304.20

Group P

Description	Size	Price
Twin XL	39 x 80 x 20	940.29
Double XL	54 x 80 x 20	941.29
Queen	60 x 80 x 20	1171.36
King	78 x 80 x 20	1402.53

Group Q

Description	Size	Price
Twin XL	39 x 80 x 20	1005.84
Double XL	54 x 80 x 20	1006.84
Queen	60 x 80 x 20	1253.31
King	78 x 80 x 20	1500.87

Group R

Description	Size	Price
Twin XL	39 x 80 x 20	1071.40
Double XL	54 x 80 x 20	1072.40
Queen	60 x 80 x 20	1335.25
King	78 x 80 x 20	1599.20

-CC Add \$ 7.94 for Cap Corner Bedspread

-RFB Add \$ 10.58 for Rounded Foot Corner w/1" Binding

Decorative Bed Covers

Wide Width Fabric - 110"

Model # DBC-(Size)-(Price Group)

Unlined Bed Covers include 10" pillow tuck allowance, 4 Square Corners and hemmed outside edges.

Group GG

Description	Size	Price
Twin XL	39 x 80 x 20	109.60
Double XL	54 x 80 x 20	143.75
Queen	60 x 80 x 20	148.47
King	78 x 80 x 20	169.76

Group HH

Description	Size	Price
Twin XL	39 x 80 x 20	117.60
Double XL	54 x 80 x 20	154.75
Queen	60 x 80 x 20	159.87
King	78 x 80 x 20	182.96

Group II

Description	Size	Price
Twin XL	39 x 80 x 20	125.60
Double XL	54 x 80 x 20	165.75
Queen	60 x 80 x 20	171.27
King	78 x 80 x 20	196.16

Group JJ

Description	Size	Price
Twin XL	39 x 80 x 20	133.60
Double XL	54 x 80 x 20	176.75
Queen	60 x 80 x 20	182.67
King	78 x 80 x 20	209.36

Group KK

Description	Size	Price
Twin XL	39 x 80 x 20	141.60
Double XL	54 x 80 x 20	187.75
Queen	60 x 80 x 20	194.07
King	78 x 80 x 20	222.56

Group LL

Description	Size	Price
Twin XL	39 x 80 x 20	149.60
Double XL	54 x 80 x 20	198.75
Queen	60 x 80 x 20	205.47
King	78 x 80 x 20	235.76

-CC Add \$ 7.94 for Cap Corner Bedspread

-RFB Add \$ 10.58 for Rounded Foot Corner w/1" Binding

Decorative Bed Covers

Wide Width Fabric - 110"

Model # DBC-(Size)-(Price Group)

Unlined Bed Covers include 10" pillow tuck allowance, 4 Square Corners and hemmed outside edges.

Group MM

Description	Size	Price
Twin XL	39 x 80 x 20	157.60
Double XL	54 x 80 x 20	209.75
Queen	60 x 80 x 20	216.87
King	78 x 80 x 20	248.96

Group NN

Description	Size	Price
Twin XL	39 x 80 x 20	165.60
Double XL	54 x 80 x 20	220.75
Queen	60 x 80 x 20	228.27
King	78 x 80 x 20	262.16

Group OO

Description	Size	Price
Twin XL	39 x 80 x 20	173.60
Double XL	54 x 80 x 20	231.75
Queen	60 x 80 x 20	239.67
King	78 x 80 x 20	275.36

Group PP

Description	Size	Price
Twin XL	39 x 80 x 20	181.60
Double XL	54 x 80 x 20	242.75
Queen	60 x 80 x 20	251.07
King	78 x 80 x 20	288.56

Group QQ

Description	Size	Price
Twin XL	39 x 80 x 20	189.60
Double XL	54 x 80 x 20	253.75
Queen	60 x 80 x 20	262.47
King	78 x 80 x 20	301.76

Group RR

Description	Size	Price
Twin XL	39 x 80 x 20	197.60
Double XL	54 x 80 x 20	264.75
Queen	60 x 80 x 20	273.87
King	78 x 80 x 20	314.96

-CC Add \$ 7.94 for Cap Corner Bedspread

-RFB Add \$ 10.58 for Rounded Foot Corner w/1" Binding

Decorative Bed Blankets with Sewn-In Bed Scarf

Model #DBC-SC-(Size)-(Price Group)

Unlined Bed Covers include 10" pillow tuck allowance, 4 Square Corners, 18" bed scarf band sewn in at foot of blanket, and hemmed outside edges.

Group G

Description	Size	Price
Twin XL	39 x 80 x 20	435.69
Double XL	54 x 80 x 20	448.76
Queen	60 x 80 x 20	454.02
King	78 x 80 x 20	631.24

Group H

Description	Size	Price
Twin XL	39 x 80 x 20	505.31
Double XL	54 x 80 x 20	520.26
Queen	60 x 80 x 20	526.27
King	78 x 80 x 20	735.24

Group I

Description	Size	Price
Twin XL	39 x 80 x 20	582.68
Double XL	54 x 80 x 20	599.70
Queen	60 x 80 x 20	606.55
King	78 x 80 x 20	850.80

Group J

Description	Size	Price
Twin XL	39 x 80 x 20	660.04
Double XL	54 x 80 x 20	679.14
Queen	60 x 80 x 20	686.83
King	78 x 80 x 20	966.36

Group K

Description	Size	Price
Twin XL	39 x 80 x 20	737.40
Double XL	54 x 80 x 20	758.59
Queen	60 x 80 x 20	767.11
King	78 x 80 x 20	1081.91

Group L

Description	Size	Price
Twin XL	39 x 80 x 20	814.76
Double XL	54 x 80 x 20	838.03
Queen	60 x 80 x 20	847.38
King	78 x 80 x 20	1197.47

-CC Add \$ 7.94 for Cap Corner Bedspread

-RFB Add \$ 10.58 for Rounded Foot Corner w/1" Binding

Decorative Bed Blankets with Sewn-In Bed Scarf

Model #DBC-SC-(Size)-(Price Group)

Unlined Bed Covers include 10" pillow tuck allowance, 4 Square Corners, 18" bed scarf band sewn in at foot of blanket, and hemmed outside edges.

Group M

Description	Size	Price
Twin XL	39 x 80 x 20	892.12
Double XL	54 x 80 x 20	917.48
Queen	60 x 80 x 20	927.66
King	78 x 80 x 20	1313.02

Group N

Description	Size	Price
Twin XL	39 x 80 x 20	969.48
Double XL	54 x 80 x 20	996.92
Queen	60 x 80 x 20	1007.94
King	78 x 80 x 20	1428.58

Group O

Description	Size	Price
Twin XL	39 x 80 x 20	1046.84
Double XL	54 x 80 x 20	1076.37
Queen	60 x 80 x 20	1088.22
King	78 x 80 x 20	1544.13

Group P

Description	Size	Price
Twin XL	39 x 80 x 20	1124.20
Double XL	54 x 80 x 20	1155.81
Queen	60 x 80 x 20	1168.49
King	78 x 80 x 20	1659.69

Group Q

Description	Size	Price
Twin XL	39 x 80 x 20	1201.56
Double XL	54 x 80 x 20	1235.26
Queen	60 x 80 x 20	1248.77
King	78 x 80 x 20	1775.24

Group R

Description	Size	Price
Twin XL	39 x 80 x 20	1278.93
Double XL	54 x 80 x 20	1314.70
Queen	60 x 80 x 20	1329.05
King	78 x 80 x 20	1890.80

-CC Add \$ 7.94 for Cap Corner Bedsread

-RFB Add \$ 10.58 for Rounded Foot Corner w/1" Binding

Decorative Bed Blankets with Sewn-In Bed Scarf

Wide Width Fabric - 110"

Model #DBC-SC-(Size)-(Price Group)

Unlined Bed Covers include 10" pillow tuck allowance, 4 Square Corners, 18" bed scarf band sewn in at foot of blanket, and hemmed outside edges.

Group GG

Description	Size	Price
Twin XL	69 x 96	260.60
Double XL	84 x 96	285.10
Queen	90 x 96	294.94
King	106 x 96	336.62

Group HH

Description	Size	Price
Twin XL	69 x 96	280.60
Double XL	84 x 96	307.10
Queen	90 x 96	317.74
King	106 x 96	363.02

Group II

Description	Size	Price
Twin XL	69 x 96	300.60
Double XL	84 x 96	329.10
Queen	90 x 96	340.54
King	106 x 96	389.42

Group JJ

Description	Size	Price
Twin XL	69 x 96	320.60
Double XL	84 x 96	351.10
Queen	90 x 96	363.34
King	106 x 96	415.82

Group KK

Description	Size	Price
Twin XL	69 x 96	340.60
Double XL	84 x 96	373.10
Queen	90 x 96	386.14
King	106 x 96	442.22

Group LL

Description	Size	Price
Twin XL	69 x 96	360.60
Double XL	84 x 96	395.10
Queen	90 x 96	408.94
King	106 x 96	468.62

-CC Add \$ 7.94 for Cap Corner Bedsread

-RFB Add \$ 10.58 for Rounded Foot Corner w/1" Binding

Decorative Bed Blankets with Sewn-In Bed Scarf

Wide Width Fabric - 110"

Model #DBC-SC-(Size)-(Price Group)

Unlined Bed Covers include 10" pillow tuck allowance, 4 Square Corners, 18" bed scarf band sewn in at foot of blanket, and hemmed outside edges.

Group MM

Description	Size	Price
Twin XL	69 x 96	380.60
Double XL	84 x 96	417.10
Queen	90 x 96	431.74
King	106 x 96	495.02

Group NN

Description	Size	Price
Twin XL	69 x 96	400.60
Double XL	84 x 96	439.10
Queen	90 x 96	454.54
King	106 x 96	521.42

Group OO

Description	Size	Price
Twin XL	69 x 96	420.60
Double XL	84 x 96	461.10
Queen	90 x 96	477.34
King	106 x 96	547.82

Group PP

Description	Size	Price
Twin XL	69 x 96	440.60
Double XL	84 x 96	483.10
Queen	90 x 96	500.14
King	106 x 96	574.22

Group QQ

Description	Size	Price
Twin XL	69 x 96	460.60
Double XL	84 x 96	505.10
Queen	90 x 96	522.94
King	106 x 96	600.62

Group RR

Description	Size	Price
Twin XL	69 x 96	480.60
Double XL	84 x 96	527.10
Queen	90 x 96	545.74
King	106 x 96	627.02

-CC Add \$ 7.94 for Cap Corner Bedsread

-RFB Add \$ 10.58 for Rounded Foot Corner w/1" Binding

Duvet Covers

Model #DUV-(Size)-(Price Group)

Envelope Closure Duvet Cover with two 10" ties at each corner.
Does not include duvet insert.

Group G

Description	Size	Price
Twin XL	69 x 96	321.44
Double XL	84 x 96	323.44
Queen	90 x 96	324.44
King	106 x 96	327.44

Group H

Description	Size	Price
Twin XL	69 x 96	371.44
Double XL	84 x 96	373.44
Queen	90 x 96	374.44
King	106 x 96	377.44

Group I

Description	Size	Price
Twin XL	69 x 96	427.00
Double XL	84 x 96	429.00
Queen	90 x 96	430.00
King	106 x 96	433.00

Group J

Description	Size	Price
Twin XL	69 x 96	482.56
Double XL	84 x 96	484.56
Queen	90 x 96	485.56
King	106 x 96	488.56

Group K

Description	Size	Price
Twin XL	69 x 96	538.11
Double XL	84 x 96	540.11
Queen	90 x 96	541.11
King	106 x 96	544.11

Group L

Description	Size	Price
Twin XL	69 x 96	593.67
Double XL	84 x 96	595.67
Queen	90 x 96	596.67
King	106 x 96	599.67

-Z Add 6.75 for zipper closure centered at foot.

For Contrasting fabrics for top & bottom, price at higher Group

Duvet Covers

Model #DUV-(Size)-(Price Group)

Envelope Closure Duvet Cover with two 10" ties at each corner.
Does not include duvet insert.

Group M

Description	Size	Price
Twin XL	69 x 96	649.22
Double XL	84 x 96	651.22
Queen	90 x 96	652.22
King	106 x 96	655.22

Group N

Description	Size	Price
Twin XL	69 x 96	704.78
Double XL	84 x 96	706.78
Queen	90 x 96	707.78
King	106 x 96	710.78

Group O

Description	Size	Price
Twin XL	69 x 96	760.33
Double XL	84 x 96	762.33
Queen	90 x 96	763.33
King	106 x 96	766.33

Group P

Description	Size	Price
Twin XL	69 x 96	815.89
Double XL	84 x 96	817.89
Queen	90 x 96	818.89
King	106 x 96	821.89

Group Q

Description	Size	Price
Twin XL	69 x 96	871.44
Double XL	84 x 96	873.44
Queen	90 x 96	874.44
King	106 x 96	877.44

Group R

Description	Size	Price
Twin XL	69 x 96	927.00
Double XL	84 x 96	929.00
Queen	90 x 96	930.00
King	106 x 96	933.00

-Z Add 6.75 for zipper closure centered at foot.

For Contrasting fabrics for top & bottom, price at higher Group

Duvet Covers

Wide Width Fabric - 110"

Model #DUV-(Size)-(Price Group)

Envelope Closure Duvet Cover with two 10" ties at each corner.
Does not include duvet insert.

Group GG

Description	Size	Price
Twin XL	69 x 96	252.00
Double XL	84 x 96	276.10
Queen	90 x 96	285.94
King	106 x 96	328.72

Group HH

Description	Size	Price
Twin XL	69 x 96	272.00
Double XL	84 x 96	298.10
Queen	90 x 96	308.74
King	106 x 96	355.12

Group II

Description	Size	Price
Twin XL	69 x 96	292.00
Double XL	84 x 96	320.10
Queen	90 x 96	331.54
King	106 x 96	381.52

Group JJ

Description	Size	Price
Twin XL	69 x 96	312.00
Double XL	84 x 96	342.10
Queen	90 x 96	354.34
King	106 x 96	539.92

Group KK

Description	Size	Price
Twin XL	69 x 96	332.00
Double XL	84 x 96	364.10
Queen	90 x 96	377.14
King	106 x 96	434.32

Group LL

Description	Size	Price
Twin XL	69 x 96	352.00
Double XL	84 x 96	386.10
Queen	90 x 96	399.94
King	106 x 96	460.72

-Z Add 6.75 for zipper closure centered at foot.

For Contrasting fabrics for top & bottom, price at higher Group

Duvet Covers

Wide Width Fabric - 110"

Model #DUV-(Size)-(Price Group)

Envelope Closure Duvet Cover with two 10" ties at each corner.
Does not include duvet insert.

Group MM

Description	Size	Price
Twin XL	69 x 96	372.00
Double XL	84 x 96	408.10
Queen	90 x 96	422.74
King	106 x 96	487.12

Group NN

Description	Size	Price
Twin XL	69 x 96	392.00
Double XL	84 x 96	430.10
Queen	90 x 96	445.54
King	106 x 96	513.52

Group OO

Description	Size	Price
Twin XL	69 x 96	412.00
Double XL	84 x 96	452.10
Queen	90 x 96	468.34
King	106 x 96	539.92

Group PP

Description	Size	Price
Twin XL	69 x 96	432.00
Double XL	84 x 96	474.10
Queen	90 x 96	491.14
King	106 x 96	566.32

Group QQ

Description	Size	Price
Twin XL	69 x 96	452.00
Double XL	84 x 96	496.10
Queen	90 x 96	513.94
King	106 x 96	592.72

Group RR

Description	Size	Price
Twin XL	69 x 96	472.00
Double XL	84 x 96	518.10
Queen	90 x 96	536.74
King	106 x 96	619.12

-Z Add 6.75 for zipper closure centered at foot.

For Contrasting fabrics for top & bottom, price at higher Group

Pillows & Bed Scarves

Group D

Model	Item Description	Size	Price
P-KE16	Pillow w/Knife Edge	16" x 16" Square	\$ 40.30
P-SW16	Pillow w/Self Welt Edge	16" x 16" Square	\$ 55.55
P-KE2412	Pillow w/Knife Edge	24" x 12" Rectangular	\$ 42.70
P-SW2412	Pillow w/Self Welt Edge	24" x 12" Rectangular	\$ 56.81
BSC-T	Twin Bed Scarf, Unlined	24" x 69"	\$ 52.75
BSC-F	Full Bed Scarf, Unlined	24" x 84"	\$ 56.67
BSC-Q	Queen Bed Scarf, Unlined	24" x 90"	\$ 58.18
BSC-K	King Bed Scarf, Unlined	24" x 106"	\$ 69.35
BSC-T-SL	Twin Bed Scarf, Self Lined	24" x 69"	\$ 92.95
BSC-F-SL	Full Bed Scarf, Self Lined	24" x 84"	\$ 110.05
BSC-Q-SL	Queen Bed Scarf, Self Lined	24" x 90"	\$ 111.56
BSC-K-SL	King Bed Scarf, Self Lined	24" x 106"	\$ 128.66

Group E

Model	Item Description	Size	Price
P-KE16	Pillow w/Knife Edge	16" x 16" Square	\$ 43.70
P-SW16	Pillow w/Self Welt Edge	16" x 16" Square	\$ 60.65
P-KE2412	Pillow w/Knife Edge	24" x 12" Rectangular	\$ 46.10
P-SW2412	Pillow w/Self Welt Edge	24" x 12" Rectangular	\$ 61.91
BSC-T	Twin Bed Scarf, Unlined	24" x 69"	\$ 61.25
BSC-F	Full Bed Scarf, Unlined	24" x 84"	\$ 65.85
BSC-Q	Queen Bed Scarf, Unlined	24" x 90"	\$ 67.70
BSC-K	King Bed Scarf, Unlined	24" x 106"	\$ 81.25
BSC-T-SL	Twin Bed Scarf, Self Lined	24" x 69"	\$ 108.25
BSC-F-SL	Full Bed Scarf, Self Lined	24" x 84"	\$ 128.75
BSC-Q-SL	Queen Bed Scarf, Self Lined	24" x 90"	\$ 130.60
BSC-K-SL	King Bed Scarf, Self Lined	24" x 106"	\$ 151.10

Group F

Model	Item Description	Size	Price
P-KE16	Pillow w/Knife Edge	16" x 16" Square	\$ 46.30
P-SW16	Pillow w/Self Welt Edge	16" x 16" Square	\$ 64.55
P-KE2412	Pillow w/Knife Edge	24" x 12" Rectangular	\$ 48.70
P-SW2412	Pillow w/Self Welt Edge	24" x 12" Rectangular	\$ 65.81
BSC-T	Twin Bed Scarf, Unlined	24" x 69"	\$ 67.53
BSC-F	Full Bed Scarf, Unlined	24" x 84"	\$ 72.63
BSC-Q	Queen Bed Scarf, Unlined	24" x 90"	\$ 74.73
BSC-K	King Bed Scarf, Unlined	24" x 106"	\$ 90.04
BSC-T-SL	Twin Bed Scarf, Self Lined	24" x 69"	\$ 119.55
BSC-F-SL	Full Bed Scarf, Self Lined	24" x 84"	\$ 142.56
BSC-Q-SL	Queen Bed Scarf, Self Lined	24" x 90"	\$ 144.66
BSC-K-SL	King Bed Scarf, Self Lined	24" x 106"	\$ 167.67

Pillows & Bed Scarves

Group G

Model	Item Description	Size	Price
P-KE16	Pillow w/Knife Edge	16" x 16" Square	\$ 50.80
P-SW16	Pillow w/Self Welt Edge	16" x 16" Square	\$ 71.30
P-KE2412	Pillow w/Knife Edge	24" x 12" Rectangular	\$ 53.20
P-SW2412	Pillow w/Self Welt Edge	24" x 12" Rectangular	\$ 72.56
BSC-T	Twin Bed Scarf, Unlined	24" x 69"	\$ 79.00
BSC-F	Full Bed Scarf, Unlined	24" x 84"	\$ 85.02
BSC-Q	Queen Bed Scarf, Unlined	24" x 90"	\$ 87.58
BSC-K	King Bed Scarf, Unlined	24" x 106"	\$ 106.10
BSC-T-SL	Twin Bed Scarf, Self Lined	24" x 69"	\$ 140.20
BSC-F-SL	Full Bed Scarf, Self Lined	24" x 84"	\$ 167.80
BSC-Q-SL	Queen Bed Scarf, Self Lined	24" x 90"	\$ 170.36
BSC-K-SL	King Bed Scarf, Self Lined	24" x 106"	\$ 197.96

Group H

Model	Item Description	Size	Price
P-KE16	Pillow w/Knife Edge	16" x 16" Square	\$ 55.30
P-SW16	Pillow w/Self Welt Edge	16" x 16" Square	\$ 78.05
P-KE2412	Pillow w/Knife Edge	24" x 12" Rectangular	\$ 57.70
P-SW2412	Pillow w/Self Welt Edge	24" x 12" Rectangular	\$ 79.31
BSC-T	Twin Bed Scarf, Unlined	24" x 69"	\$ 90.25
BSC-F	Full Bed Scarf, Unlined	24" x 84"	\$ 97.17
BSC-Q	Queen Bed Scarf, Unlined	24" x 90"	\$ 100.18
BSC-K	King Bed Scarf, Unlined	24" x 106"	\$ 121.85
BSC-T-SL	Twin Bed Scarf, Self Lined	24" x 69"	\$ 160.45
BSC-F-SL	Full Bed Scarf, Self Lined	24" x 84"	\$ 192.55
BSC-Q-SL	Queen Bed Scarf, Self Lined	24" x 90"	\$ 195.56
BSC-K-SL	King Bed Scarf, Self Lined	24" x 106"	\$ 227.66

Group I

Model	Item Description	Size	Price
P-KE16	Pillow w/Knife Edge	16" x 16" Square	\$ 60.30
P-SW16	Pillow w/Self Welt Edge	16" x 16" Square	\$ 85.55
P-KE2412	Pillow w/Knife Edge	24" x 12" Rectangular	\$ 62.70
P-SW2412	Pillow w/Self Welt Edge	24" x 12" Rectangular	\$ 86.81
BSC-T	Twin Bed Scarf, Unlined	24" x 69"	\$ 102.53
BSC-F	Full Bed Scarf, Unlined	24" x 84"	\$ 110.43
BSC-Q	Queen Bed Scarf, Unlined	24" x 90"	\$ 113.93
BSC-K	King Bed Scarf, Unlined	24" x 106"	\$ 139.04
BSC-T-SL	Twin Bed Scarf, Self Lined	24" x 69"	\$ 182.55
BSC-F-SL	Full Bed Scarf, Self Lined	24" x 84"	\$ 219.56
BSC-Q-SL	Queen Bed Scarf, Self Lined	24" x 90"	\$ 223.06
BSC-K-SL	King Bed Scarf, Self Lined	24" x 106"	\$ 260.07

Pillows & Bed Scarves

Group J

Model	Item Description	Size	Price
P-KE16	Pillow w/Knife Edge	16" x 16" Square	\$ 65.30
P-SW16	Pillow w/Self Welt Edge	16" x 16" Square	\$ 93.05
P-KE2412	Pillow w/Knife Edge	24" x 12" Rectangular	\$ 67.70
P-SW2412	Pillow w/Self Welt Edge	24" x 12" Rectangular	\$ 94.31
BSC-T	Twin Bed Scarf, Unlined	24" x 69"	\$ 115.25
BSC-F	Full Bed Scarf, Unlined	24" x 84"	\$ 124.17
BSC-Q	Queen Bed Scarf, Unlined	24" x 90"	\$ 128.18
BSC-K	King Bed Scarf, Unlined	24" x 106"	\$ 156.85
BSC-T-SL	Twin Bed Scarf, Self Lined	24" x 69"	\$ 205.45
BSC-F-SL	Full Bed Scarf, Self Lined	24" x 84"	\$ 247.55
BSC-Q-SL	Queen Bed Scarf, Self Lined	24" x 90"	\$ 251.56
BSC-K-SL	King Bed Scarf, Self Lined	24" x 106"	\$ 293.66

Group K

Model	Item Description	Size	Price
P-KE16	Pillow w/Knife Edge	16" x 16" Square	\$ 70.30
P-SW16	Pillow w/Self Welt Edge	16" x 16" Square	\$ 100.55
P-KE2412	Pillow w/Knife Edge	24" x 12" Rectangular	\$ 72.70
P-SW2412	Pillow w/Self Welt Edge	24" x 12" Rectangular	\$ 101.81
BSC-T	Twin Bed Scarf, Unlined	24" x 69"	\$ 127.75
BSC-F	Full Bed Scarf, Unlined	24" x 84"	\$ 137.67
BSC-Q	Queen Bed Scarf, Unlined	24" x 90"	\$ 142.18
BSC-K	King Bed Scarf, Unlined	24" x 106"	\$ 174.35
BSC-T-SL	Twin Bed Scarf, Self Lined	24" x 69"	\$ 227.95
BSC-F-SL	Full Bed Scarf, Self Lined	24" x 84"	\$ 275.05
BSC-Q-SL	Queen Bed Scarf, Self Lined	24" x 90"	\$ 279.56
BSC-K-SL	King Bed Scarf, Self Lined	24" x 106"	\$ 326.66

Group L

Model	Item Description	Size	Price
P-KE16	Pillow w/Knife Edge	16" x 16" Square	\$ 75.30
P-SW16	Pillow w/Self Welt Edge	16" x 16" Square	\$ 108.05
P-KE2412	Pillow w/Knife Edge	24" x 12" Rectangular	\$ 77.70
P-SW2412	Pillow w/Self Welt Edge	24" x 12" Rectangular	\$ 109.31
BSC-T	Twin Bed Scarf, Unlined	24" x 69"	\$ 140.03
BSC-F	Full Bed Scarf, Unlined	24" x 84"	\$ 150.93
BSC-Q	Queen Bed Scarf, Unlined	24" x 90"	\$ 155.93
BSC-K	King Bed Scarf, Unlined	24" x 106"	\$ 191.54
BSC-T-SL	Twin Bed Scarf, Self Lined	24" x 69"	\$ 250.05
BSC-F-SL	Full Bed Scarf, Self Lined	24" x 84"	\$ 302.06
BSC-Q-SL	Queen Bed Scarf, Self Lined	24" x 90"	\$ 307.06
BSC-K-SL	King Bed Scarf, Self Lined	24" x 106"	\$ 359.07

Pillow Shams
Pillow Inserts not included

Group G

Item Description	Size	Price
Pillow Sham w/Knife Edge		
PS-KE-STD-G	Standard 27"W x 20"L	\$ 68.70
PS-KE-Q-G	Queen 30"W x 20"L	\$ 81.50
PS-KE-K-G	King 38"W x 20"L	\$ 89.18
Pillow Sham w/1/2" Mock Flange		
PS-MMF-STD-G	Standard 27"W x 20"L	\$ 80.94
PS-MMF-Q-G	Queen 30"W x 20"L	\$ 96.30
PS-MMF-K-G	King 38"W x 20"L	\$ 101.42
Pillow Sham w/Small Welt		
PS-W-STD-G	Standard 27"W x 20"L	\$ 98.94
PS-W-Q-G	Queen 30"W x 20"L	\$ 111.74
PS-W-K-G	King 38"W x 20"L	\$ 124.54
Pillow Sham w/2-1/2" Mock Flange		
PS-2MF-STD-G	Standard 27"W x 20"L	\$ 102.70
PS-2MF-Q-G	Queen 30"W x 20"L	\$ 115.50
PS-2MF-K-G	King 38"W x 20"L	\$ 128.30

Group H

Item Description	Size	Price
Pillow Sham w/Knife Edge		
PS-KE-STD-H	Standard 27"W x 20"L	\$ 77.70
PS-KE-Q-H	Queen 30"W x 20"L	\$ 92.75
PS-KE-K-H	King 38"W x 20"L	\$ 101.78
Pillow Sham w/1/2" Mock Flange		
PS-MMF-STD-H	Standard 27"W x 20"L	\$ 91.74
PS-MMF-Q-H	Queen 30"W x 20"L	\$ 109.80
PS-MMF-K-H	King 38"W x 20"L	\$ 115.82
Pillow Sham w/Small Welt		
PS-W-STD-H	Standard 27"W x 20"L	\$ 112.44
PS-W-Q-H	Queen 30"W x 20"L	\$ 127.49
PS-W-K-H	King 38"W x 20"L	\$ 142.54
Pillow Sham w/2-1/2" Mock Flange		
PS-2MF-STD-H	Standard 27"W x 20"L	\$ 116.20
PS-2MF-Q-H	Queen 30"W x 20"L	\$ 131.25
PS-2MF-K-H	King 38"W x 20"L	\$ 146.30

Group I

Item Description	Size	Price
Pillow Sham w/Knife Edge		
PS-KE-STD-I	Standard 27"W x 20"L	\$ 87.70
PS-KE-Q-I	Queen 30"W x 20"L	\$ 105.25
PS-KE-K-I	King 38"W x 20"L	\$ 115.78
Pillow Sham w/1/2" Mock Flange		
PS-MMF-STD-I	Standard 27"W x 20"L	\$ 103.74
PS-MMF-Q-I	Queen 30"W x 20"L	\$ 124.80
PS-MMF-K-I	King 38"W x 20"L	\$ 131.82
Pillow Sham w/Small Welt		
PS-W-STD-I	Standard 27"W x 20"L	\$ 127.44
PS-W-Q-I	Queen 30"W x 20"L	\$ 144.99
PS-W-K-I	King 38"W x 20"L	\$ 162.54
Pillow Sham w/2-1/2" Mock Flange		
PS-2MF-STD-I	Standard 27"W x 20"L	\$ 131.20
PS-2MF-Q-I	Queen 30"W x 20"L	\$ 148.75
PS-2MF-K-I	King 38"W x 20"L	\$ 166.30

Pillow Shams
Pillow Inserts not included

Group J

Item Description	Size	Price
Pillow Sham w/Knife Edge		
PS-KE-STD-J	Standard 27"W x 20"L	97.70
PS-KE-Q-J	Queen 30"W x 20"L	117.50
PS-KE-K-J	King 38"W x 20"L	129.78
Pillow Sham w/1/2" Mock Flange		
PS-MMF-STD-J	Standard 27"W x 20"L	115.74
PS-MMF-Q-J	Queen 30"W x 20"L	139.80
PS-MMF-K-J	King 38"W x 20"L	147.82
Pillow Sham w/Small Welt		
PS-W-STD-J	Standard 27"W x 20"L	142.44
PS-W-Q-J	Queen 30"W x 20"L	162.49
PS-W-K-J	King 38"W x 20"L	182.54
Pillow Sham w/2-1/2" Mock Flange		
PS-2MF-STD-J	Standard 27"W x 20"L	146.20
PS-2MF-Q-J	Queen 30"W x 20"L	166.25
PS-2MF-K-J	King 38"W x 20"L	186.30

Group K

Item Description	Size	Price
Pillow Sham w/Knife Edge		
PS-KE-STD-K	Standard 27"W x 20"L	107.70
PS-KE-Q-K	Queen 30"W x 20"L	130.25
PS-KE-K-K	King 38"W x 20"L	143.78
Pillow Sham w/1/2" Mock Flange		
PS-MMF-STD-K	Standard 27"W x 20"L	127.74
PS-MMF-Q-K	Queen 30"W x 20"L	154.80
PS-MMF-K-K	King 38"W x 20"L	163.82
Pillow Sham w/Small Welt		
PS-W-STD-K	Standard 27"W x 20"L	157.44
PS-W-Q-K	Queen 30"W x 20"L	179.99
PS-W-K-K	King 38"W x 20"L	202.54
Pillow Sham w/2-1/2" Mock Flange		
PS-2MF-STD-K	Standard 27"W x 20"L	161.20
PS-2MF-Q-K	Queen 30"W x 20"L	183.75
PS-2MF-K-K	King 38"W x 20"L	206.30

Group L

Item Description	Size	Price
Pillow Sham w/Knife Edge		
PS-KE-STD-L	Standard 27"W x 20"L	117.70
PS-KE-Q-L	Queen 30"W x 20"L	142.75
PS-KE-K-L	King 38"W x 20"L	157.78
Pillow Sham w/1/2" Mock Flange		
PS-MMF-STD-L	Standard 27"W x 20"L	139.74
PS-MMF-Q-L	Queen 30"W x 20"L	169.80
PS-MMF-K-L	King 38"W x 20"L	179.82
Pillow Sham w/Small Welt		
PS-W-STD-L	Standard 27"W x 20"L	172.44
PS-W-Q-L	Queen 30"W x 20"L	197.49
PS-W-K-L	King 38"W x 20"L	222.54
Pillow Sham w/2-1/2" Mock Flange		
PS-2MF-STD-L	Standard 27"W x 20"L	176.20
PS-2MF-Q-L	Queen 30"W x 20"L	201.25
PS-2MF-K-L	King 38"W x 20"L	226.30

Box Pleated Dust Ruffles

Model # DR-BP-(Size)-(Price Group)-(Options)

Dust Ruffles unlined and pleated with box pleats. Dust Ruffles are fabricated unlined, using 3 to 1 fullness. 4" Deck banding is standard

Group G

Description	Size	Price
Twin XL	39 x 80 x 14	\$ 470.90
Double XL	54 x 80 x 14	\$ 503.50
Queen	60 x 80 x 14	\$ 516.70
King	78 x 80 x 14	\$ 561.50

Group H

Description	Size	Price
Twin XL	39 x 80 x 14	\$ 548.18
Double XL	54 x 80 x 14	\$ 586.30
Queen	60 x 80 x 14	\$ 601.34
King	78 x 80 x 14	\$ 653.50

Group I

Description	Size	Price
Twin XL	39 x 80 x 14	\$ 632.18
Double XL	54 x 80 x 14	\$ 676.30
Queen	60 x 80 x 14	\$ 693.34
King	78 x 80 x 14	\$ 753.50

Group J

Description	Size	Price
Twin XL	39 x 80 x 14	\$ 716.18
Double XL	54 x 80 x 14	\$ 766.30
Queen	60 x 80 x 14	\$ 785.34
King	78 x 80 x 14	\$ 853.50

Group K

Description	Size	Price
Twin XL	39 x 80 x 14	\$ 806.90
Double XL	54 x 80 x 14	\$ 863.50
Queen	60 x 80 x 14	\$ 884.70
King	78 x 80 x 14	\$ 961.50

Group L

Description	Size	Price
Twin XL	39 x 80 x 14	\$ 884.18
Double XL	54 x 80 x 14	\$ 946.30
Queen	60 x 80 x 14	\$ 969.34
King	78 x 80 x 14	\$ 1,053.50

-HUG Hugger Option add \$19.50 each

-SD Sewn Down Pleats add \$1.90 per pleat

-L Lining add \$22.00 each

Box Pleated Dust Ruffles

Model # DR-BP-(Size)-(Price Group)-(Options)

Dust Ruffles unlined and pleated with box pleats. Dust Ruffles are fabricated unlined, using 3 to 1 fullness. 4" Deck banding is standard

Group M

Description	Size	Price
Twin XL	39 x 80 x 14	\$ 968.18
Double XL	54 x 80 x 14	\$ 1,036.30
Queen	60 x 80 x 14	\$ 1,061.34
King	78 x 80 x 14	\$ 1,153.50

Group N

Description	Size	Price
Twin XL	39 x 80 x 14	\$ 1,052.18
Double XL	54 x 80 x 14	\$ 1,126.30
Queen	60 x 80 x 14	\$ 1,153.34
King	78 x 80 x 14	\$ 1,253.50

Group O

Description	Size	Price
Twin XL	39 x 80 x 14	\$ 1,136.18
Double XL	54 x 80 x 14	\$ 1,216.30
Queen	60 x 80 x 14	\$ 1,245.34
King	78 x 80 x 14	\$ 1,353.50

Group P

Description	Size	Price
Twin XL	39 x 80 x 14	\$ 1,220.18
Double XL	54 x 80 x 14	\$ 1,306.30
Queen	60 x 80 x 14	\$ 1,337.34
King	78 x 80 x 14	\$ 1,453.50

Group Q

Description	Size	Price
Twin XL	39 x 80 x 14	\$ 1,304.18
Double XL	54 x 80 x 14	\$ 1,396.30
Queen	60 x 80 x 14	\$ 1,429.34
King	78 x 80 x 14	\$ 1,553.50

Group R

Description	Size	Price
Twin XL	39 x 80 x 14	\$ 1,388.18
Double XL	54 x 80 x 14	\$ 1,486.30
Queen	60 x 80 x 14	\$ 1,521.34
King	78 x 80 x 14	\$ 1,653.50

- HUG Hugger Option add \$19.50 each
- SD Sewn Down Pleats add \$1.90 per pleat
- L Lining add \$22.00 each

Tailored Dust Ruffles

Model # DR-T-(Size)-(Price Group)-(Options)

Dust Ruffles have 5 pleats at foot corners, center of side drops and at center of foot drop with the exception of twin size. Dust Ruffles are unlined. 4" Deck banding is standard.

Group H

Description	Size	Price
Twin XL	39 x 80 x 14	\$ 256.36
Double XL	54 x 80 x 14	\$ 286.65
Queen	60 x 80 x 14	\$ 296.68
King	78 x 80 x 14	\$ 310.82

Group I

Description	Size	Price
Twin XL	39 x 80 x 14	\$ 294.36
Double XL	54 x 80 x 14	\$ 329.15
Queen	60 x 80 x 14	\$ 340.68
King	78 x 80 x 14	\$ 356.82

Group J

Description	Size	Price
Twin XL	39 x 80 x 14	\$ 332.36
Double XL	54 x 80 x 14	\$ 371.65
Queen	60 x 80 x 14	\$ 384.68
King	78 x 80 x 14	\$ 402.82

Group K

Description	Size	Price
Twin XL	39 x 80 x 14	\$ 370.36
Double XL	54 x 80 x 14	\$ 414.15
Queen	60 x 80 x 14	\$ 428.68
King	78 x 80 x 14	\$ 448.82

Group L

Description	Size	Price
Twin XL	39 x 80 x 14	\$ 408.36
Double XL	54 x 80 x 14	\$ 456.65
Queen	60 x 80 x 14	\$ 532.68
King	78 x 80 x 14	\$ 494.82

Group M

Description	Size	Price
Twin XL	39 x 80 x 14	\$ 446.36
Double XL	54 x 80 x 14	\$ 499.15
Queen	60 x 80 x 14	\$ 516.68
King	78 x 80 x 14	\$ 540.82

Group N

Description	Size	Price
Twin XL	39 x 80 x 14	\$ 484.36
Double XL	54 x 80 x 14	\$ 541.65
Queen	60 x 80 x 14	\$ 560.68
King	78 x 80 x 14	\$ 586.82

-HUG Hugger Option add \$19.50 each

-SD Sewn Down Pleats add \$1.90 per pleat

-L Lining add \$17.00 each

Shirred Dust Ruffles

Model # DR-SH-(Size)-(Price Group)-(Options)

Dust Ruffles are gathered with a minimum of 2 -1 fullness.
Dust Ruffles are unlined. 4" Deck banding is standard.

Group H

Description	Size	Price
Twin XL	39 x 80 x 14	\$ 364.72
Double XL	54 x 80 x 14	\$ 392.00
Queen	60 x 80 x 14	\$ 405.04
King	78 x 80 x 14	\$ 437.24

Group I

Description	Size	Price
Twin XL	39 x 80 x 14	\$ 420.72
Double XL	54 x 80 x 14	\$ 452.00
Queen	60 x 80 x 14	\$ 467.04
King	78 x 80 x 14	\$ 504.24

Group J

Description	Size	Price
Twin XL	39 x 80 x 14	\$ 476.72
Double XL	54 x 80 x 14	\$ 512.00
Queen	60 x 80 x 14	\$ 529.04
King	78 x 80 x 14	\$ 571.24

Group K

Description	Size	Price
Twin XL	39 x 80 x 14	\$ 532.72
Double XL	54 x 80 x 14	\$ 572.00
Queen	60 x 80 x 14	\$ 591.04
King	78 x 80 x 14	\$ 638.24

Group L

Description	Size	Price
Twin XL	39 x 80 x 14	\$ 588.72
Double XL	54 x 80 x 14	\$ 632.00
Queen	60 x 80 x 14	\$ 653.04
King	78 x 80 x 14	\$ 705.24

Group M

Description	Size	Price
Twin XL	39 x 80 x 14	\$ 644.72
Double XL	54 x 80 x 14	\$ 692.00
Queen	60 x 80 x 14	\$ 715.04
King	78 x 80 x 14	\$ 772.24

Group N

Description	Size	Price
Twin XL	39 x 80 x 14	\$ 700.72
Double XL	54 x 80 x 14	\$ 752.00
Queen	60 x 80 x 14	\$ 777.04
King	78 x 80 x 14	\$ 839.24

-HUG Hugger Option add \$19.50 each

-L Lining add \$23.00 each

Shirred Dust Ruffles

Model # DR-SH-(Size)-(Price Group)-(Options)

Dust Ruffles are gathered with a minimum of 2 -1 fullness.
Dust Ruffles are unlined. 4" Deck banding is standard.

Group O

Description	Size	Price
Twin XL	39 x 80 x 14	\$ 756.72
Double XL	54 x 80 x 14	\$ 812.00
Queen	60 x 80 x 14	\$ 839.04
King	78 x 80 x 14	\$ 906.24

Group P

Description	Size	Price
Twin XL	39 x 80 x 14	\$ 812.72
Double XL	54 x 80 x 14	\$ 872.00
Queen	60 x 80 x 14	\$ 901.04
King	78 x 80 x 14	\$ 973.24

Group Q

Description	Size	Price
Twin XL	39 x 80 x 14	\$ 868.72
Double XL	54 x 80 x 14	\$ 932.00
Queen	60 x 80 x 14	\$ 963.04
King	78 x 80 x 14	\$ 1,040.24

Group R

Description	Size	Price
Twin XL	39 x 80 x 14	\$ 924.72
Double XL	54 x 80 x 14	\$ 992.00
Queen	60 x 80 x 14	\$ 1,025.04
King	78 x 80 x 14	\$ 1,107.24

Group S

Description	Size	Price
Twin XL	39 x 80 x 14	\$ 980.72
Double XL	54 x 80 x 14	\$ 1,052.00
Queen	60 x 80 x 14	\$ 1,087.04
King	78 x 80 x 14	\$ 1,174.24

-HUG Hugger Option add \$19.50 each

-L Lining add \$23.00 each

Accent Drapery Company

Installation

1. Installation of new rods and draperies	
a) Installation into wood	\$16.35/ft.
b) Installation of draperies into concrete or cinder block	\$22.19/ft.
c) Installation of draperies into metal or sheet rock	\$19.86/ft.
2. Installation of Cornices or Valances	
a) Installation into wood	\$16.35/ft.
b) Installation of draperies into concrete or cinder block	\$22.19/ft.
c) Installation of draperies into metal or sheet rock	\$19.86/ft.
3. Installation of Mini or Macro Blinds, Roller Shades	\$18.68/ft.
4. Installation of Roller Shades with Blackout Channels	\$18.68/ft.
5. Installation of Vertical Blinds	\$18.68/ft.
6. Upcharge per Blind for installation into concrete or metal	\$3.50/ft.
7. Take down of existing draperies and hardware	\$9.34/ft.
8. "Hang Only" Installation of draperies	\$9.34/ft.
9. Installation of Bedspreads - unpack & place on bed	7.00/Each
10. Measuring/Design	\$225.00/hour